

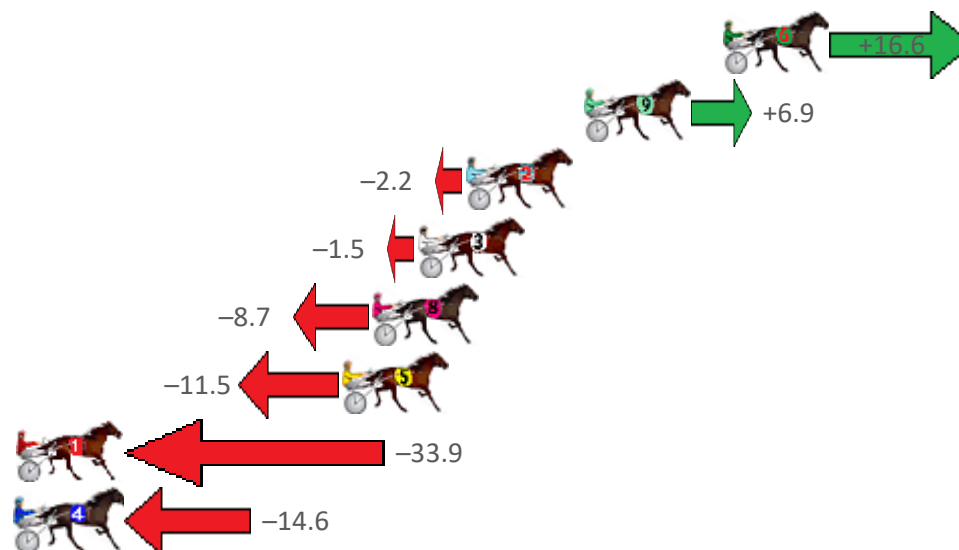
# Launceston Race 1 Distance 1680m

Sunday, 16 October 2022

Gross Time: 2:06.90 MileRate: 2:01.50 LeadTime: 5.20s First Qtr: 29.70s Second Qtr: 30.90s Third Qtr: 30.80s Fourth Qtr: 30.30s

No Horse	Plc	Mar	800 Posi	400 Posi	Time	3rd Qtr	4th Qtr
6 FIRECRACKER NOLA	1	0.0m	16.6m (1)	6.6m (2)	2:06.90	30.04s	29.80s
9 SCARLET PLACE	2	5.5m	12.4m (1)	2.4m (2)	2:07.34	30.04s	30.53s
2 WAVES STRIDE	3	10.2m	8.0m (1)	5.6m (1)	2:07.71	30.62s	30.65s
3 MAR BAYKA	4	12.1m	10.6m (0)	9.2m (0)	2:07.86	30.70s	30.52s
8 BOLT YOUR SOCKS O	5	13.9m	5.2m (0)	4.2m (0)	2:08.00	30.73s	31.03s
5 JULEPE SANZ	6	15.1m	3.6m (1)	0.4m (1)	2:08.10	30.57s	31.41s
1 PROMISE STRIDE	7	33.9m	0.0m (0)	0.0m (0)	2:09.59	30.82s	32.85s
4 BOBBIE ADDISON	8	36.2m	21.6m (1)	24.0m (0)	2:09.77	30.99s	31.22s

Finish Position and metres gained from 800m





## Home of Australian Harness Sectionals

PJ Harness Analyser Daily Raw Data directly to your inbox

**NEW** All Victorian Racing added as of 17 January 2022

[www.pjdata.com.au](http://www.pjdata.com.au)
[admin@pjdata.com.au](mailto:admin@pjdata.com.au)
[www.facebook.com/PJHarnessRacing](https://www.facebook.com/PJHarnessRacing)



RISE Digital, Harness Racing Australia nor the provider accepts any responsibility for the completeness or accuracy of any of the information contained herein, and makes no representations about its suitability for any particular purpose. Users should make their own judgements about those matters and/or seek independent advice. You assume all risks associated with use of data provided on this page

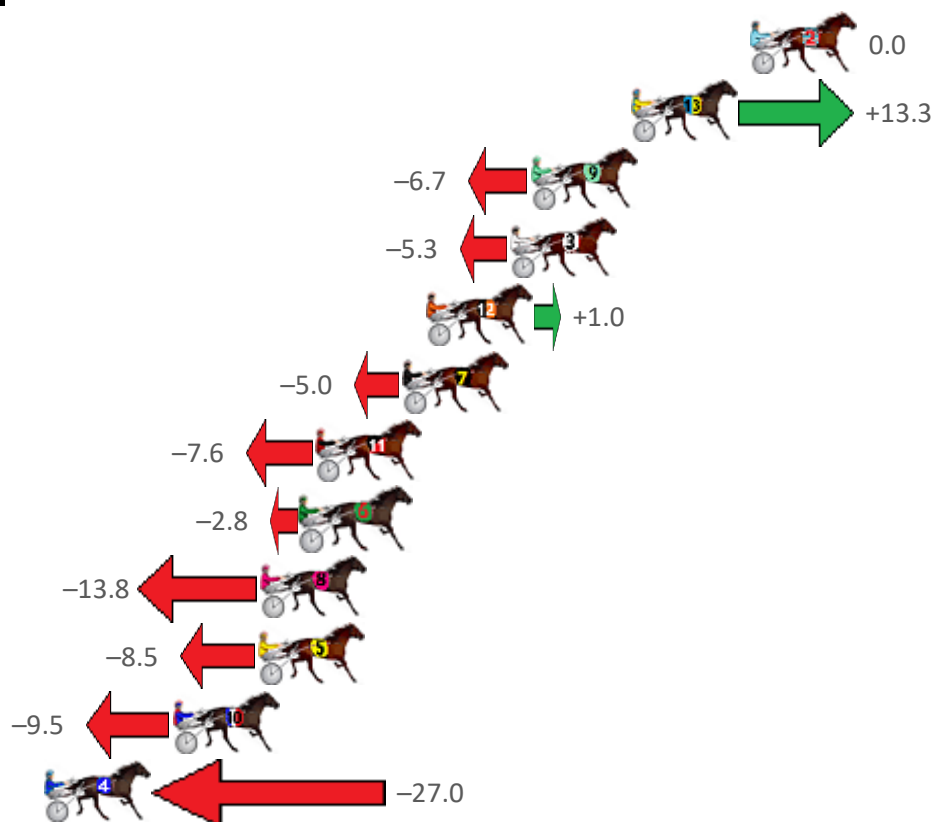
# Launceston Race 2 Distance 2200m

Sunday, 16 October 2022

Gross Time: 2:47.30 MileRate: 2:02.40 LeadTime: 44.90s First Qtr: 33.60s Second Qtr: 30.70s Third Qtr: 28.90s Fourth Qtr: 29.20s

No Horse	Plc	Mar	800 Posi	400 Posi	Time	3rd Qtr	4th Qtr
2 SOUTHSORE	1	0.0m	0.0m (0)	0.0m (0)	2:47.30	28.90s	29.20s
13 BRIDWOOD BELLA	2	4.7m	18.0m (2)	13.2m (4)	2:47.66	28.56s	28.58s
9 SEVENTHREEOHSEVE	3	8.7m	2.0m (1)	2.4m (1)	2:47.97	28.93s	29.66s
3 TARLETON RILEY	4	9.5m	4.2m (0)	6.2m (0)	2:48.03	29.04s	29.44s
12 WHERE YA BIN	5	12.8m	13.8m (2)	14.4m (3)	2:48.28	28.94s	29.08s
7 COOL SCOOTER	6	13.8m	8.8m (0)	13.2m (0)	2:48.36	29.22s	29.24s
11 NERO STRIDE	7	17.2m	9.6m (2)	10.4m (3)	2:48.62	28.96s	29.69s
6 CAPTAIN COSMONA	8	17.8m	15.0m (1)	17.6m (2)	2:48.66	29.09s	29.21s
8 KENYA	9	19.4m	5.6m (2)	7.4m (2)	2:48.79	29.03s	30.07s
5 BEAST MODE	10	19.5m	11.0m (1)	13.6m (1)	2:48.79	29.09s	29.63s
10 CHEDDAR VALLEY	11	22.9m	13.4m (0)	20.2m (0)	2:49.05	29.39s	29.40s
4 PRIDDY SUBLIME	12	33.2m	6.2m (1)	9.6m (1)	2:49.84	29.14s	30.91s

Finish Position and metres gained from 800m





## Home of Australian Harness Sectionals

PJ Harness Analyser

Daily Raw Data directly to your inbox

**NEW** All Victorian Racing added as of 17 January 2022

[www.pjdata.com.au](http://www.pjdata.com.au)
[admin@pjdata.com.au](mailto:admin@pjdata.com.au)
[www.facebook.com/PJHarnessRacing](https://www.facebook.com/PJHarnessRacing)



RISE Digital, Harness Racing Australia nor the provider accepts any responsibility for the completeness or accuracy of any of the information contained herein, and makes no representations about its suitability for any particular purpose. Users should make their own judgements about those matters and/or seek independent advice. You assume all risks associated with use of data provided on this page


# Launceston Race 3 Distance 2200m

Sunday, 16 October 2022

Gross Time: 2:50.70 MileRate: 2:04.90 LeadTime: 45.80s First Qtr: 34.10s Second Qtr: 31.70s Third Qtr: 30.40s Fourth Qtr: 28.70s

No Horse	Plc	Mar	800 Posi	400 Posi	Time	3rd Qtr	4th Qtr
2 JUST TIGER	1	0.0m	2.8m (1)	0.4m (1)	2:50.70	30.22s	28.67s
3 STONY THE SPY	2	6.9m	4.6m (0)	4.4m (0)	2:51.22	30.39s	28.88s
9 MARISOL	3	8.7m	6.8m (1)	4.6m (1)	2:51.36	30.25s	28.99s
10 DREAMS ARE BETTO	4	9.5m	11.6m (1)	8.8m (1)	2:51.42	30.20s	28.75s
11 THEUGLYSISTER	5	11.3m	16.0m (1)	12.6m (1)	2:51.55	30.15s	28.61s
5 MISCELLANEOUS	6	11.4m	9.2m (0)	8.6m (0)	2:51.56	30.36s	28.90s
4 MAXI JOLT	7	13.3m	0.0m (0)	0.0m (0)	2:51.70	30.43s	29.65s
7 DRAGON BLOOD	8	15.0m	19.4m (0)	17.2m (1)	2:51.83	30.23s	28.54s
1 HALIS BOY	9	16.6m	14.4m (0)	13.0m (0)	2:51.95	30.30s	28.96s
12 LOU LOUS ALLGOLD	10	19.9m	20.4m (1)	14.0m (2)	2:52.20	29.94s	29.12s
8 TOMMI BRULEE	11	135.1m	31.4m (1)	75.0m (1)	3:00.88	33.73s	32.99s
6 BETTOR BLAST	12	136.5m	31.6m (0)	75.0m (0)	3:00.99	33.72s	33.09s

## Finish Position and metres gained from 800m





### Home of Australian Harness Sectionals

PJ Harness Analyser Daily Raw Data directly to your inbox

**NEW** All Victorian Racing added as of 17 January 2022

[www.pjdata.com.au](http://www.pjdata.com.au)
[admin@pjdata.com.au](mailto:admin@pjdata.com.au)
[www.facebook.com/PJHarnessRacing](https://www.facebook.com/PJHarnessRacing)



RISE Digital, Harness Racing Australia nor the provider accepts any responsibility for the completeness or accuracy of any of the information contained herein, and makes no representations about its suitability for any particular purpose. Users should make their own judgements about those matters and/or seek independent advice. You assume all risks associated with use of data provided on this page

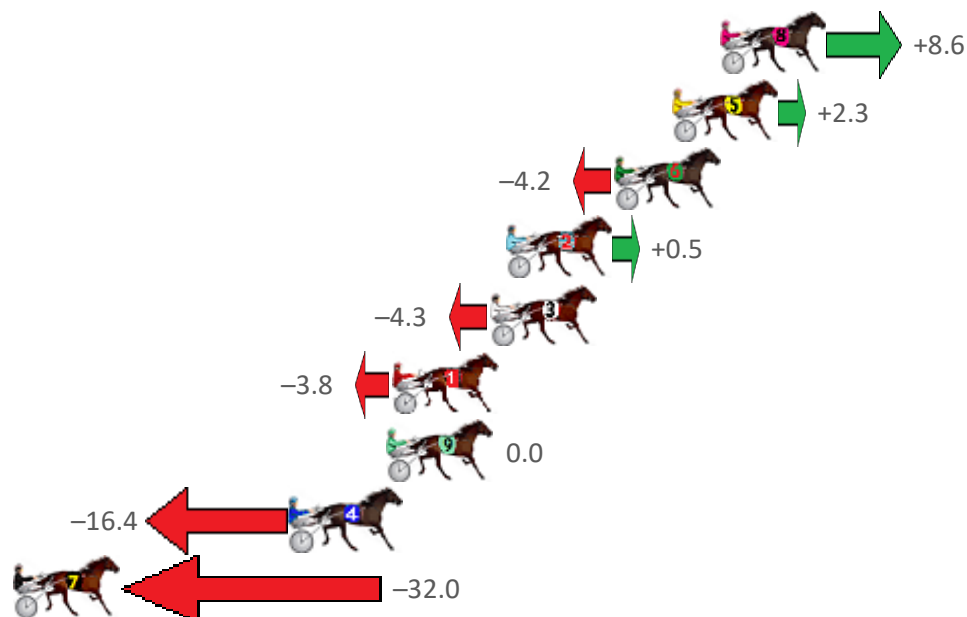
# Launceston Race 4 Distance 1680m

Sunday, 16 October 2022

Gross Time: 2:03.70 MileRate: 1:58.50 LeadTime: 4.90s First Qtr: 29.60s Second Qtr: 31.60s Third Qtr: 28.60s Fourth Qtr: 29.00s

No Horse	Plc	Mar	800 Posi	400 Posi	Time	3rd Qtr	4th Qtr
8 SEAL THE DESTINY	1	0.0m	8.6m (2)	0.0m (2)	2:03.70	27.98s	29.00s
5 JACKSON NEPTUNE	2	1.9m	4.2m (1)	4.0m (2)	2:03.84	28.59s	28.85s
6 MAJOR DAVVIN	3	4.2m	0.0m (1)	1.2m (1)	2:04.02	28.68s	29.22s
2 SWEET AMOUR	4	8.5m	9.0m (1)	10.4m (1)	2:04.35	28.70s	28.86s
3 STAR WATCHING	5	9.1m	4.8m (0)	6.6m (1)	2:04.39	28.73s	29.18s
1 IMPULZE	6	13.0m	9.2m (0)	10.2m (0)	2:04.69	28.67s	29.20s
9 DEBT TILL WE PART	7	13.2m	13.2m (1)	11.0m (2)	2:04.70	28.44s	29.16s
4 MISTA EAGLE	8	17.0m	0.6m (0)	2.2m (0)	2:04.99	28.71s	30.07s
7 LOYOLA TRIOS	9	48.0m	16.0m (2)	17.6m (1)	2:07.35	28.70s	31.19s

Finish Position and metres gained from 800m





## Home of Australian Harness Sectionals

PJ Harness Analyser Daily Raw Data directly to your inbox

**NEW** All Victorian Racing added as of 17 January 2022

[www.pjdata.com.au](http://www.pjdata.com.au)
[admin@pjdata.com.au](mailto:admin@pjdata.com.au)
[www.facebook.com/PJHarnessRacing](https://www.facebook.com/PJHarnessRacing)



RISE Digital, Harness Racing Australia nor the provider accepts any responsibility for the completeness or accuracy of any of the information contained herein, and makes no representations about its suitability for any particular purpose. Users should make their own judgements about those matters and/or seek independent advice. You assume all risks associated with use of data provided on this page


# Launceston Race 5 Distance 2200m

Sunday, 16 October 2022

Gross Time: 2:43.70 MileRate: 1:59.80 LeadTime: 42.80s First Qtr: 31.80s Second Qtr: 31.30s Third Qtr: 28.70s Fourth Qtr: 29.10s

No Horse	Plc	Mar	800 Posi	400 Posi	Time	3rd Qtr	4th Qtr
2 MONTANA STORM	1	0.0m	5.6m (1)	7.0m (1)	2:43.70	28.80s	28.59s
5 BUSTER WILLIAM	2	0.5m	0.0m (0)	0.0m (0)	2:43.74	28.70s	29.14s
4 JAWBREAKER	3	2.5m	4.0m (0)	4.0m (0)	2:43.89	28.70s	28.99s
9 OUR BALOU	4	5.3m	10.2m (1)	9.8m (2)	2:44.10	28.67s	28.77s
12 YOUNG ROOSTER	5	8.0m	22.8m (1)	15.0m (3)	2:44.31	28.14s	28.59s
8 AHA REACTION	6	9.0m	18.0m (0)	20.6m (1)	2:44.39	28.89s	28.26s
13 HICKSTEAD	7	10.8m	18.6m (1)	10.8m (3)	2:44.52	28.14s	29.10s
1 BETTER AMOUR	8	16.3m	13.4m (0)	15.2m (0)	2:44.94	28.83s	29.18s
10 MAJOR GENERALJUJ	9	20.9m	14.4m (1)	15.8m (1)	2:45.30	28.80s	29.47s
6 COLBY SANZ	10	22.5m	1.2m (1)	2.8m (1)	2:45.42	28.81s	30.53s
11 TAROONA BROMAC	11	28.0m	22.2m (0)	24.6m (0)	2:45.84	28.87s	29.35s
3 MONTANA FLASH	12	57.7m	8.8m (0)	10.6m (0)	2:48.10	28.81s	32.51s

## Finish Position and metres gained from 800m





### Home of Australian Harness Sectionals

PJ Harness Analyser Daily Raw Data directly to your inbox

**NEW** All Victorian Racing added as of 17 January 2022

[www.pjdata.com.au](http://www.pjdata.com.au)
[admin@pjdata.com.au](mailto:admin@pjdata.com.au)
[www.facebook.com/PJHarnessRacing](https://www.facebook.com/PJHarnessRacing)



RISE Digital, Harness Racing Australia nor the provider accepts any responsibility for the completeness or accuracy of any of the information contained herein, and makes no representations about its suitability for any particular purpose. Users should make their own judgements about those matters and/or seek independent advice. You assume all risks associated with use of data provided on this page




# Launceston Race 6 Distance 1680m

Sunday, 16 October 2022

Gross Time: 2:02.50 MileRate: 1:57.30 LeadTime: 5.10s First Qtr: 28.50s Second Qtr: 30.80s Third Qtr: 29.10s Fourth Qtr: 29.00s

NoHorse	Plc	Mar	800 Posi	400 Posi	Time	3rd Qtr	4th Qtr
2 WATTABOUT SPANG	1	0.0m	6.8m (0)	4.4m (0)	2:02.50	28.93s	28.68s
4 KRISTAL	2	3.1m	0.0m (0)	0.0m (0)	2:02.74	29.10s	29.22s
10 HEZ RAZOR SHARP	3	8.1m	15.6m (1)	12.6m (3)	2:03.12	28.88s	28.68s
11 PUNTARNO STRIDE	4	10.1m	24.4m (1)	13.2m (4)	2:03.27	28.29s	28.78s
8 MAJOR LESTER	5	10.4m	11.4m (1)	6.2m (2)	2:03.29	28.72s	29.30s
12 WE SALUTE YOU	6	12.5m	11.2m (0)	11.8m (2)	2:03.45	29.14s	29.05s
13 BEAM ME UP CHOPP	7	17.4m	29.6m (0)	19.8m (2)	2:03.82	28.39s	28.83s
3 THE DEMOCRAT	8	18.2m	7.0m (1)	12.4m (1)	2:03.88	29.49s	29.42s
9 EARL JUJON	9	22.4m	19.8m (1)	15.6m (0)	2:04.20	28.80s	29.49s
6 MONTANA LAD	10	25.9m	29.2m (1)	22.4m (1)	2:04.47	28.61s	29.25s
5 ENDEAVOUR STRIDE	11	28.4m	2.0m (1)	8.4m (1)	2:04.66	29.56s	30.44s
7 EQUITY STRIDE	12	31.9m	33.4m (1)	20.6m (0)	2:04.93	28.18s	29.81s

## Finish Position and metres gained from 800m





### Home of Australian Harness Sectionals

PJ Harness Analyser Daily Raw Data directly to your inbox

**NEW** All Victorian Racing added as of 17 January 2022

[www.pjdata.com.au](http://www.pjdata.com.au)
[admin@pjdata.com.au](mailto:admin@pjdata.com.au)
[www.facebook.com/PJHarnessRacing](https://www.facebook.com/PJHarnessRacing)



RISE Digital, Harness Racing Australia nor the provider accepts any responsibility for the completeness or accuracy of any of the information contained herein, and makes no representations about its suitability for any particular purpose. Users should make their own judgements about those matters and/or seek independent advice. You assume all risks associated with use of data provided on this page

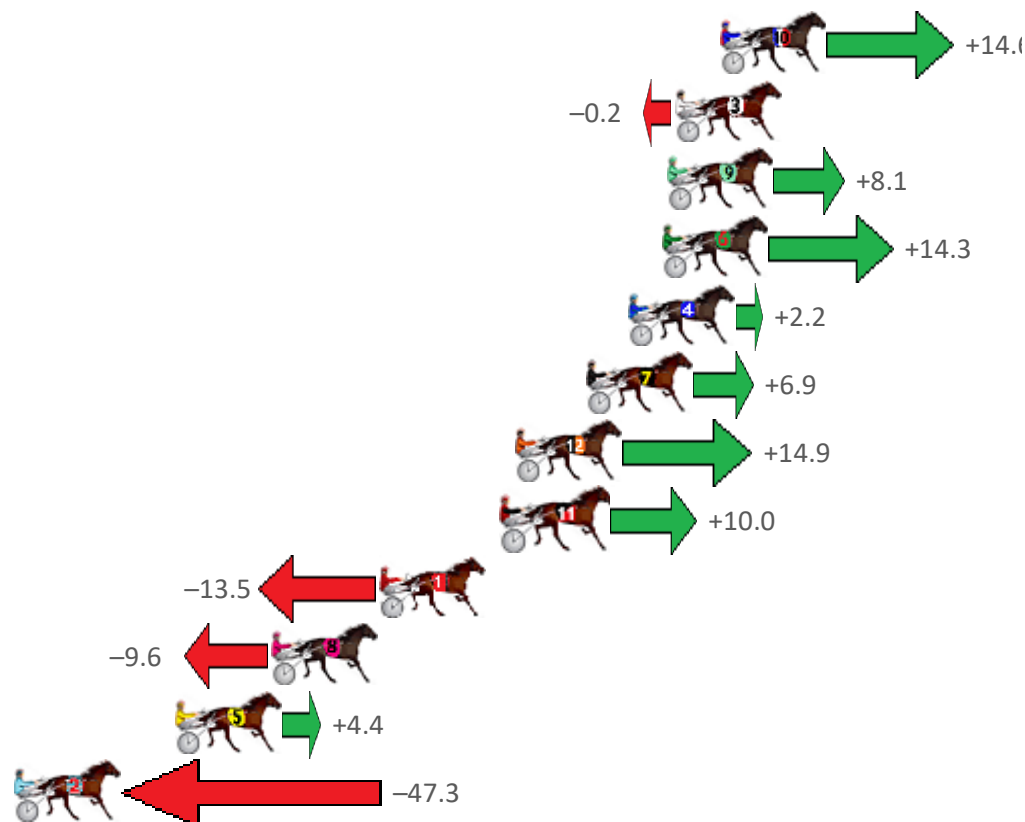
# Launceston Race 7 Distance 2200m

Sunday, 16 October 2022

Gross Time: 2:47.10 MileRate: 2:02.30 LeadTime: 44.70s First Qtr: 32.90s Second Qtr: 30.70s Third Qtr: 28.80s Fourth Qtr: 30.00s

NoHorse	Plc	Mar	800 Posi	400 Posi	Time	3rd Qtr	4th Qtr
10 JUNIPER	1	0.0m	14.6m (2)	6.2m (2)	2:47.10	28.20s	29.54s
3 BABY YOU A SONG	2	1.8m	1.6m (1)	0.0m (1)	2:47.24	28.68s	30.13s
9 QUEENOFDANCE	3	2.1m	10.2m (2)	2.0m (2)	2:47.27	28.20s	30.01s
6 SZABOLSKI LEIS	4	2.3m	16.6m (1)	14.4m (1)	2:47.28	28.66s	29.10s
4 STEVIE JOLT	5	3.6m	5.8m (1)	5.6m (1)	2:47.38	28.79s	29.85s
7 FOREGONE CONCLU	6	5.3m	12.2m (1)	9.8m (1)	2:47.52	28.63s	29.66s
12 TO THE LOOKOUT	7	8.1m	23.0m (2)	14.8m (2)	2:47.74	28.21s	29.50s
11 TRUE STEPPER	8	8.6m	18.6m (2)	10.4m (2)	2:47.78	28.20s	29.87s
1 EUROKING	9	13.5m	0.0m (0)	2.6m (0)	2:48.16	28.97s	30.81s
8 WHATTA GOOD REA	10	17.8m	8.2m (0)	16.8m (0)	2:48.50	29.43s	30.07s
5 SEA HAWKE	11	21.6m	26.0m (1)	20.4m (1)	2:48.80	28.39s	30.09s
2 SANUR BEACH	12	51.3m	4.0m (0)	12.8m (0)	2:51.13	29.39s	32.87s

## Finish Position and metres gained from 800m





### Home of Australian Harness Sectionals

PJ Harness Analyser Daily Raw Data directly to your inbox

**NEW** All Victorian Racing added as of 17 January 2022

[www.pjdata.com.au](http://www.pjdata.com.au)
[admin@pjdata.com.au](mailto:admin@pjdata.com.au)
[www.facebook.com/PJHarnessRacing](https://www.facebook.com/PJHarnessRacing)



RISE Digital, Harness Racing Australia nor the provider accepts any responsibility for the completeness or accuracy of any of the information contained herein, and makes no representations about its suitability for any particular purpose. Users should make their own judgements about those matters and/or seek independent advice. You assume all risks associated with use of data provided on this page

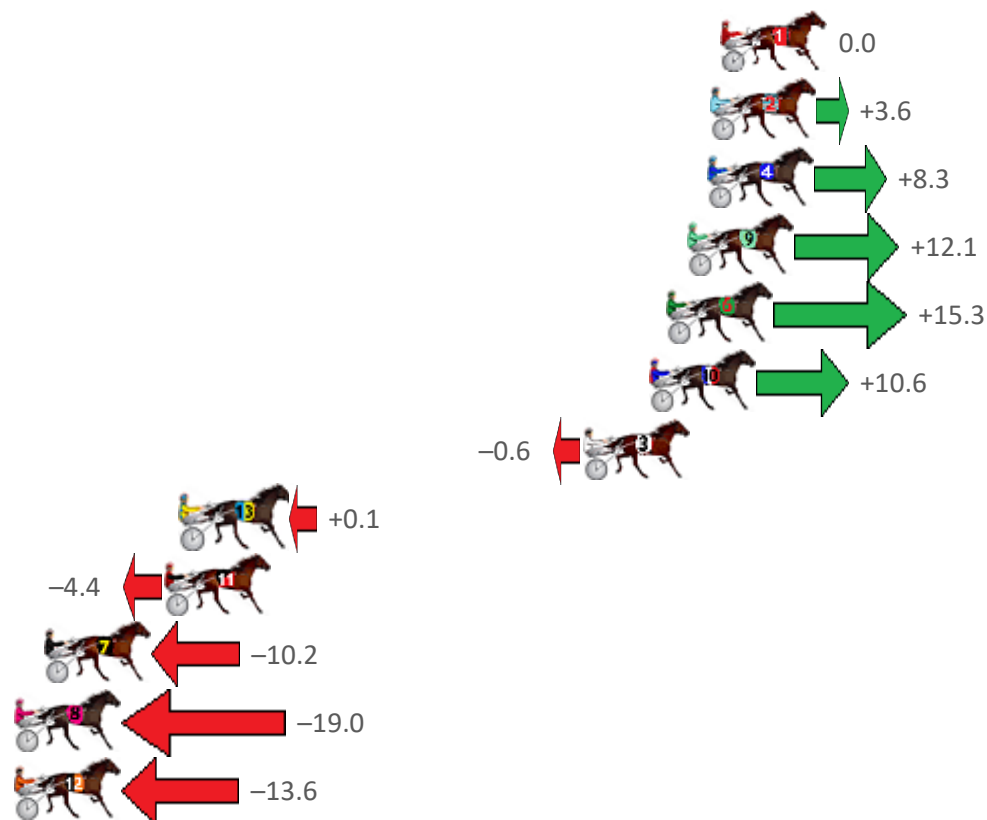
# Launceston Race 8 Distance 2200m

Sunday, 16 October 2022

Gross Time: 2:49.50 MileRate: 2:04.00 LeadTime: 45.00s First Qtr: 34.30s Second Qtr: 30.80s Third Qtr: 29.20s Fourth Qtr: 30.20s

NoHorse	Plc	Mar	800 Posi	400 Posi	Time	3rd Qtr	4th Qtr
1 FURY DAN	1	0.0m	0.0m (0)	0.0m (0)	2:49.50	29.20s	30.20s
2 WRITTEN IN SILK	2	0.4m	4.0m (0)	4.2m (0)	2:49.53	29.22s	29.91s
4 BE GOOD BENNY	3	0.5m	8.8m (1)	7.6m (1)	2:49.54	29.12s	29.67s
9 BOLTNMACH	4	1.3m	13.4m (1)	12.4m (1)	2:49.60	29.14s	29.37s
6 CINOCAL JAMANE	5	2.1m	17.4m (1)	11.2m (3)	2:49.67	28.75s	29.52s
10 GOT THE GOODS	6	2.8m	13.4m (0)	18.6m (1)	2:49.72	29.60s	29.01s
3 NOBEER NOMORE	7	5.4m	4.8m (1)	3.2m (1)	2:49.93	29.08s	30.37s
13 LIVE FOR PEACE	8	21.3m	21.4m (1)	16.4m (2)	2:51.18	28.82s	30.57s
11 MY ULTIMATE ROME	9	22.0m	17.6m (0)	20.8m (2)	2:51.24	29.43s	30.29s
7 PRINCELY REIGN	10	26.8m	16.6m (2)	7.6m (2)	2:51.62	28.51s	31.64s
8 MY ULTIMATE MAJO	11	28.2m	9.2m (0)	15.6m (0)	2:51.73	29.66s	31.15s
12 OZZIE MAJOR	12	34.4m	20.8m (2)	13.8m (4)	2:52.22	28.66s	31.75s

## Finish Position and metres gained from 800m





### Home of Australian Harness Sectionals

PJ Harness Analyser Daily Raw Data directly to your inbox

**NEW** All Victorian Racing added as of 17 January 2022

[www.pjdata.com.au](http://www.pjdata.com.au)
[admin@pjdata.com.au](mailto:admin@pjdata.com.au)
[www.facebook.com/PJHarnessRacing](https://www.facebook.com/PJHarnessRacing)



RISE Digital, Harness Racing Australia nor the provider accepts any responsibility for the completeness or accuracy of any of the information contained herein, and makes no representations about its suitability for any particular purpose. Users should make their own judgements about those matters and/or seek independent advice. You assume all risks associated with use of data provided on this page



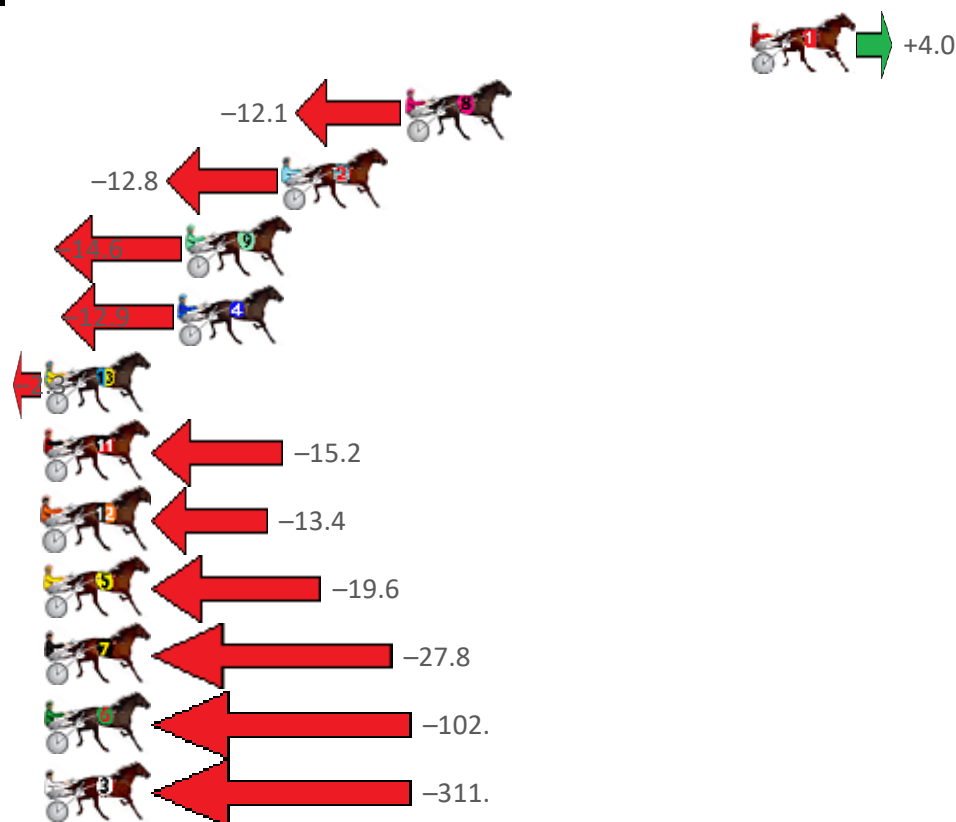
# Launceston Race 9 Distance 2200m

Sunday, 16 October 2022

Gross Time: 2:45.40 MileRate: 2:01.00 LeadTime: 43.70s First Qtr: 30.10s Second Qtr: 30.50s Third Qtr: 30.80s Fourth Qtr: 30.30s

No Horse	Plc	Mar	800 Posi	400 Posi	Time	3rd Qtr	4th Qtr
1 STAR ROCKER	1	0.0m	4.0m (0)	4.0m (0)	2:45.40	30.80s	30.00s
8 IDEAL KARALTA	2	13.7m	1.6m (1)	0.0m (0)	2:46.49	30.69s	31.33s
2 BENJAMIN NIADH	3	18.6m	5.8m (1)	3.4m (1)	2:46.88	30.63s	31.44s
9 HOT EMBERS	4	22.4m	7.8m (0)	13.0m (0)	2:47.18	31.20s	31.01s
4 GRAPHITE STRIDE	5	22.7m	9.8m (1)	10.8m (1)	2:47.20	30.88s	31.20s
13 KARALTA DAZZLER	6	28.1m	25.8m (0)	21.2m (0)	2:47.63	30.45s	30.82s
11 KEEP PLAYING	7	31.8m	16.6m (1)	18.4m (1)	2:47.92	30.95s	31.31s
12 HEZA RUMMAGE	8	34.0m	20.6m (1)	20.4m (3)	2:48.10	30.79s	31.32s
5 RAFFAS ACE	9	44.4m	24.8m (2)	24.4m (2)	2:48.92	30.78s	31.81s
7 SMILE LYLE	10	48.4m	20.6m (2)	17.4m (2)	2:49.24	30.58s	32.64s
6 DON HESTON	11	102.6m	0.0m (0)	17.4m (0)	2:53.54	32.17s	36.72s
3 COVERED KYLIE	12	332.9m	21.6m (0)	100.0m (0)	3:11.81	36.90s	47.84s

Finish Position and metres gained from 800m





## Home of Australian Harness Sectionals

PJ Harness Analyser Daily Raw Data directly to your inbox

**NEW** All Victorian Racing added as of 17 January 2022

[www.pjdata.com.au](http://www.pjdata.com.au)
[admin@pjdata.com.au](mailto:admin@pjdata.com.au)
[www.facebook.com/PJHarnessRacing](https://www.facebook.com/PJHarnessRacing)



RISE Digital, Harness Racing Australia nor the provider accepts any responsibility for the completeness or accuracy of any of the information contained herein, and makes no representations about its suitability for any particular purpose. Users should make their own judgements about those matters and/or seek independent advice. You assume all risks associated with use of data provided on this page

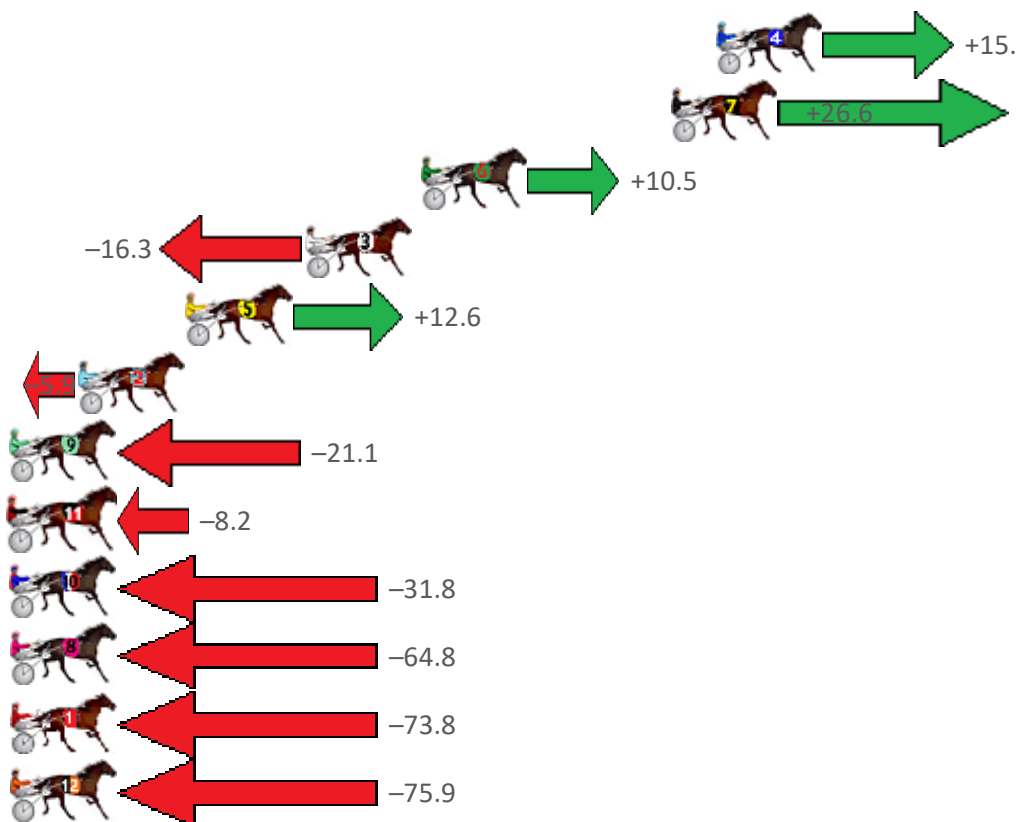
# Launceston Race 10 Distance 2200m

Sunday, 16 October 2022

Gross Time: 2:45.00 MileRate: 2:00.70 LeadTime: 44.30s First Qtr: 29.80s Second Qtr: 29.30s Third Qtr: 30.40s Fourth Qtr: 31.20s

NoHorse	Plc	Mar	800 Posi	400 Posi	Time	3rd Qtr	4th Qtr
4 MACH ANGELO	1	0.0m	15.0m (1)	2.4m (2)	2:45.00	29.44s	31.01s
7 SOMEHOWSOMEWA	2	1.8m	28.4m (1)	12.8m (2)	2:45.15	29.22s	30.35s
6 SLINGSHOT	3	11.7m	22.2m (0)	18.8m (1)	2:45.95	30.15s	30.65s
3 MAYWYN MACDUFF	4	16.3m	0.0m (0)	0.0m (0)	2:46.33	30.38s	32.46s
5 BOLD CENTURIAN	5	21.0m	33.6m (1)	22.0m (2)	2:46.71	29.51s	31.12s
2 VIVID STRIDE	6	25.3m	19.4m (1)	11.4m (1)	2:47.06	29.77s	32.28s
9 TEE JAY CEE	7	31.1m	10.0m (1)	10.0m (0)	2:47.54	30.38s	32.84s
11 RANIERI	8	32.0m	23.8m (1)	18.4m (0)	2:47.61	29.97s	32.25s
10 TURQUOISE STRIDE	9	34.8m	3.0m (1)	4.0m (1)	2:47.84	30.45s	33.59s
8 LEFT A HURRIKANE	10	82.6m	17.8m (0)	26.8m (1)	2:51.74	31.03s	35.53s
1 STYLISH TREND	11	84.6m	10.8m (0)	26.4m (0)	2:51.90	31.54s	35.71s
12 DONT WRITE ME OF	12	104.1m	28.2m (0)	55.0m (0)	2:53.49	32.40s	35.01s

Finish Position and metres gained from 800m





## Home of Australian Harness Sectionals

PJ Harness Analyser Daily Raw Data directly to your inbox

**NEW** All Victorian Racing added as of 17 January 2022

[www.pjdata.com.au](http://www.pjdata.com.au)
[admin@pjdata.com.au](mailto:admin@pjdata.com.au)
[www.facebook.com/PJHarnessRacing](https://www.facebook.com/PJHarnessRacing)



RISE Digital, Harness Racing Australia nor the provider accepts any responsibility for the completeness or accuracy of any of the information contained herein, and makes no representations about its suitability for any particular purpose. Users should make their own judgements about those matters and/or seek independent advice. You assume all risks associated with use of data provided on this page