

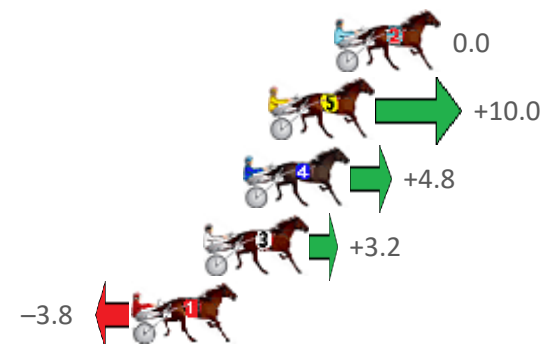
Hobart Race 1 Distance 2090m

Sunday, 30 October 2022

Gross Time: 2:36.30 MileRate: 2:00.30 LeadTime: 36.00s First Qtr: 32.10s Second Qtr: 30.50s Third Qtr: 29.40s Fourth Qtr: 28.30s

No Horse	Plc	Mar	800 Posi	400 Posi	Time	3rd Qtr	4th Qtr
2 MAGICIAN	1	0.0m	0.0m (0)	0.0m (0)	2:36.30	29.40s	28.30s
5 MUCHO MOVER	2	2.6m	12.6m (1)	7.6m (1)	2:36.49	29.03s	27.95s
4 JOE THE BOOKIE	3	3.6m	8.4m (1)	3.2m (1)	2:36.57	29.03s	28.33s
3 MAYLEEJAE EAGLE	4	5.2m	8.4m (0)	8.6m (0)	2:36.69	29.41s	28.06s
1 HURRICANE ROCK	5	8.0m	4.2m (0)	4.6m (0)	2:36.89	29.43s	28.54s

Finish Position and metres gained from 800m





Home of Australian Harness Sectionals

PJ Harness Analyser Daily Raw Data directly to your inbox

NEW All Victorian Racing added as of 17 January 2022

www.pjdata.com.au
admin@pjdata.com.au
www.facebook.com/PJHarnessRacing



RISE Digital, Harness Racing Australia nor the provider accepts any responsibility for the completeness or accuracy of any of the information contained herein, and makes no representations about its suitability for any particular purpose. Users should make their own judgements about those matters and/or seek independent advice. You assume all risks associated with use of data provided on this page

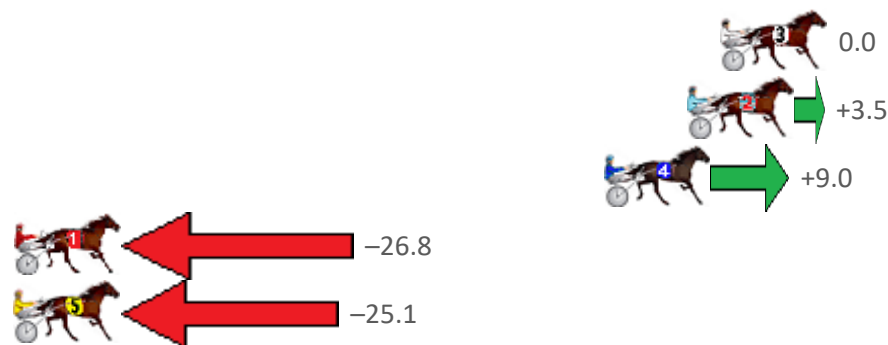
Hobart Race 2 Distance 2090m

Sunday, 30 October 2022

Gross Time: 2:35.20 MileRate: 1:59.50 LeadTime: 35.50s First Qtr: 31.50s Second Qtr: 30.90s Third Qtr: 28.80s Fourth Qtr: 28.50s

No Horse	Plc	Mar	800 Posi	400 Posi	Time	3rd Qtr	4th Qtr
3 LANCELOT	1	0.0m	0.0m (0)	0.0m (0)	2:35.20	28.80s	28.50s
2 ROCKNOVERTIME	2	1.3m	4.8m (0)	4.2m (0)	2:35.30	28.76s	28.29s
4 STORMY SANZ	3	4.6m	13.6m (0)	7.0m (2)	2:35.54	28.33s	28.33s
1 JACK JAMES	4	36.0m	9.2m (0)	7.6m (1)	2:37.89	28.70s	30.51s
5 MAXI JOLT	5	43.1m	18.0m (0)	14.6m (0)	2:38.43	28.57s	30.52s

Finish Position and metres gained from 800m





Home of Australian Harness Sectionals

PJ Harness Analyser Daily Raw Data directly to your inbox

NEW All Victorian Racing added as of 17 January 2022

www.pjdata.com.au
admin@pjdata.com.au
www.facebook.com/PJHarnessRacing



RISE Digital, Harness Racing Australia nor the provider accepts any responsibility for the completeness or accuracy of any of the information contained herein, and makes no representations about its suitability for any particular purpose. Users should make their own judgements about those matters and/or seek independent advice. You assume all risks associated with use of data provided on this page

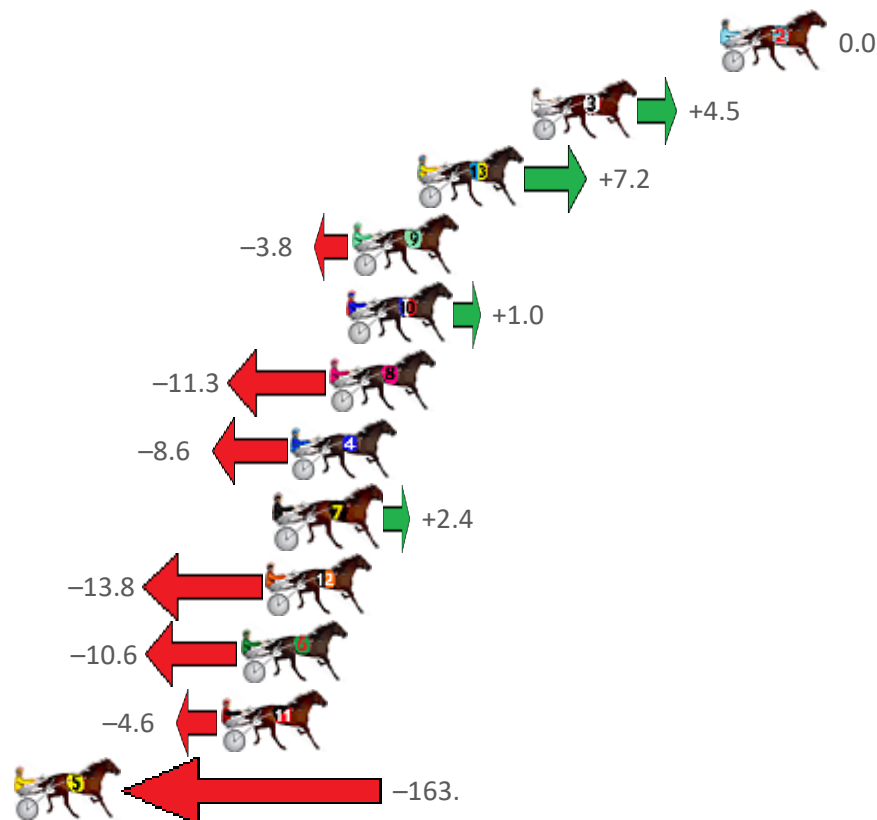
Hobart Race 3 Distance 2090m

Sunday, 30 October 2022

Gross Time: 2:38.00 MileRate: 2:01.70 LeadTime: 37.50s First Qtr: 32.70s Second Qtr: 31.20s Third Qtr: 27.80s Fourth Qtr: 28.80s

No Horse	Plc	Mar	800 Posi	400 Posi	Time	3rd Qtr	4th Qtr
2 CASTLE RETREAT	1	0.0m	0.0m (0)	0.0m (0)	2:38.00	27.80s	28.80s
3 HEZ RAZOR SHARP	2	7.5m	12.0m (1)	15.4m (2)	2:38.57	28.05s	28.23s
13 BRIDWOOD BELLA	3	12.0m	19.2m (2)	14.6m (3)	2:38.91	27.48s	28.61s
9 GORDIEVSKY LEIS	4	14.6m	10.8m (2)	4.8m (2)	2:39.10	27.37s	29.50s
10 WHERE YA BIN	5	14.8m	15.8m (1)	19.8m (2)	2:39.12	28.09s	28.44s
8 MILITARY MAN	6	15.5m	4.2m (0)	7.0m (0)	2:39.17	27.99s	29.41s
4 CARDINAL SIN	7	17.0m	8.4m (0)	12.6m (0)	2:39.29	28.09s	29.12s
7 MAJOR LESTER	8	17.6m	20.0m (1)	19.2m (3)	2:39.33	27.75s	28.69s
12 IDEN BOUTIQUE	9	18.0m	4.2m (1)	5.6m (1)	2:39.36	27.88s	29.69s
6 TEARAWAY DIAMON	10	19.0m	8.4m (1)	11.2m (1)	2:39.44	27.99s	29.36s
11 SOUTHSHORE	11	19.8m	15.2m (2)	10.8m (2)	2:39.50	27.48s	29.44s
5 THE DUDE	12	443.8m	280.0m (0)	360.0m (0)	3:11.55	33.32s	34.80s

Finish Position and metres gained from 800m





Home of Australian Harness Sectionals

PJ Harness Analyser

Daily Raw Data directly to your inbox

NEW All Victorian Racing added as of 17 January 2022

www.pjdata.com.au
admin@pjdata.com.au
www.facebook.com/PJHarnessRacing



RISE Digital, Harness Racing Australia nor the provider accepts any responsibility for the completeness or accuracy of any of the information contained herein, and makes no representations about its suitability for any particular purpose. Users should make their own judgements about those matters and/or seek independent advice. You assume all risks associated with use of data provided on this page

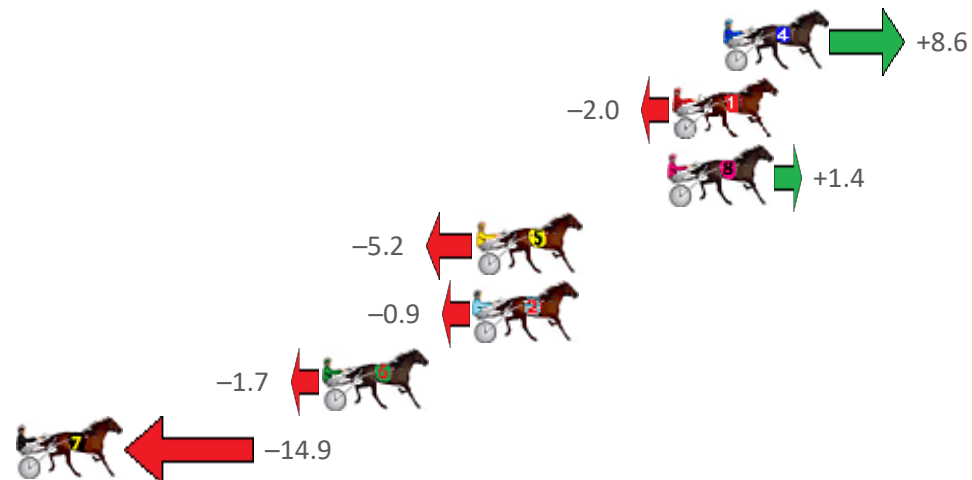
Hobart Race 4 Distance 1609m

Sunday, 30 October 2022

Gross Time: 2:01.80 MileRate: 2:01.80 LeadTime: 0.00s First Qtr: 30.10s Second Qtr: 32.40s Third Qtr: 29.40s Fourth Qtr: 29.80s

No Horse	Plc	Mar	800 Posi	400 Posi	Time	3rd Qtr	4th Qtr
4 MOTH HUNTER	1	0.0m	8.6m (1)	6.6m (2)	2:01.80	29.26s	29.31s
1 CENTURIAN MISS	2	2.0m	0.0m (0)	0.0m (0)	2:01.96	29.40s	29.95s
8 WAVES STRIDE	3	2.2m	3.6m (1)	3.0m (1)	2:01.97	29.36s	29.74s
5 IMHOOKED	4	9.8m	4.6m (0)	4.6m (0)	2:02.57	29.40s	30.19s
2 AREYAWATCHINGTH	5	9.9m	9.0m (0)	11.2m (0)	2:02.57	29.56s	29.70s
6 PEANUT SUTTER	6	15.9m	14.2m (1)	12.8m (1)	2:03.04	29.30s	30.03s
7 IDEN BEEJAY	7	28.5m	13.6m (0)	16.8m (0)	2:04.03	29.63s	30.67s

Finish Position and metres gained from 800m





Home of Australian Harness Sectionals

PJ Harness Analyser Daily Raw Data directly to your inbox

NEW All Victorian Racing added as of 17 January 2022

www.pjdata.com.au
admin@pjdata.com.au
www.facebook.com/PJHarnessRacing



RISE Digital, Harness Racing Australia nor the provider accepts any responsibility for the completeness or accuracy of any of the information contained herein, and makes no representations about its suitability for any particular purpose. Users should make their own judgements about those matters and/or seek independent advice. You assume all risks associated with use of data provided on this page

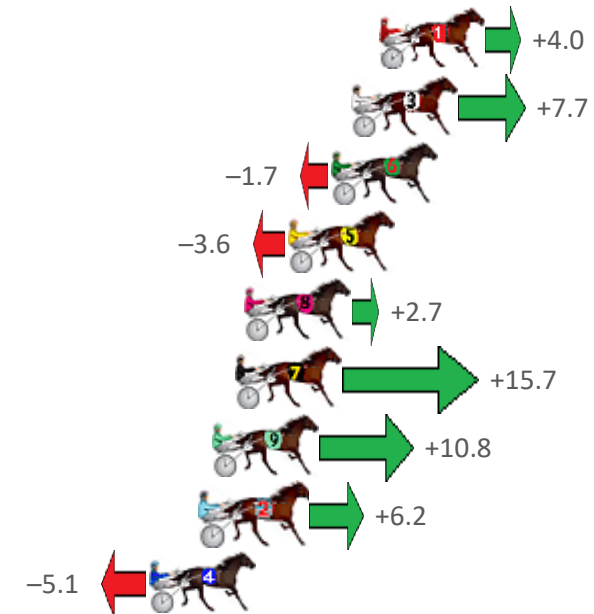
Hobart Race 5 Distance 1609m

Sunday, 30 October 2022

Gross Time: 2:01.00 MileRate: 2:01.00 LeadTime: 0.00s First Qtr: 28.90s Second Qtr: 32.60s Third Qtr: 30.20s Fourth Qtr: 29.20s

No Horse	Plc	Mar	800 Posi	400 Posi	Time	3rd Qtr	4th Qtr
1 MISSIN ROCK	1	0.0m	4.0m (0)	5.2m (0)	2:01.00	30.28s	28.82s
3 MAGIC PEBBLES	2	1.1m	8.8m (1)	1.2m (2)	2:01.08	29.64s	29.19s
6 MAJOR DAVVIN	3	1.9m	0.2m (1)	0.0m (1)	2:01.15	30.19s	29.34s
5 MISTA EAGLE	4	3.6m	0.0m (0)	0.8m (0)	2:01.28	30.26s	29.40s
8 KICK IT TO JACK	5	5.3m	8.0m (0)	8.6m (1)	2:01.41	30.24s	28.96s
7 DEBT TILL WE PART	6	5.7m	21.4m (2)	17.0m (1)	2:01.44	29.86s	28.38s
9 STREETSIDE CLASSIC	7	6.6m	17.4m (2)	11.6m (2)	2:01.51	29.77s	28.84s
2 WHEY BETTER	8	7.0m	13.2m (2)	7.4m (2)	2:01.54	29.77s	29.17s
4 NOBEER NOMORE	9	9.1m	4.0m (1)	4.4m (1)	2:01.70	30.24s	29.54s

Finish Position and metres gained from 800m





Home of Australian Harness Sectionals

PJ Harness Analyser Daily Raw Data directly to your inbox

NEW All Victorian Racing added as of 17 January 2022

www.pjdata.com.au
admin@pjdata.com.au
www.facebook.com/PJHarnessRacing



RISE Digital, Harness Racing Australia nor the provider accepts any responsibility for the completeness or accuracy of any of the information contained herein, and makes no representations about its suitability for any particular purpose. Users should make their own judgements about those matters and/or seek independent advice. You assume all risks associated with use of data provided on this page

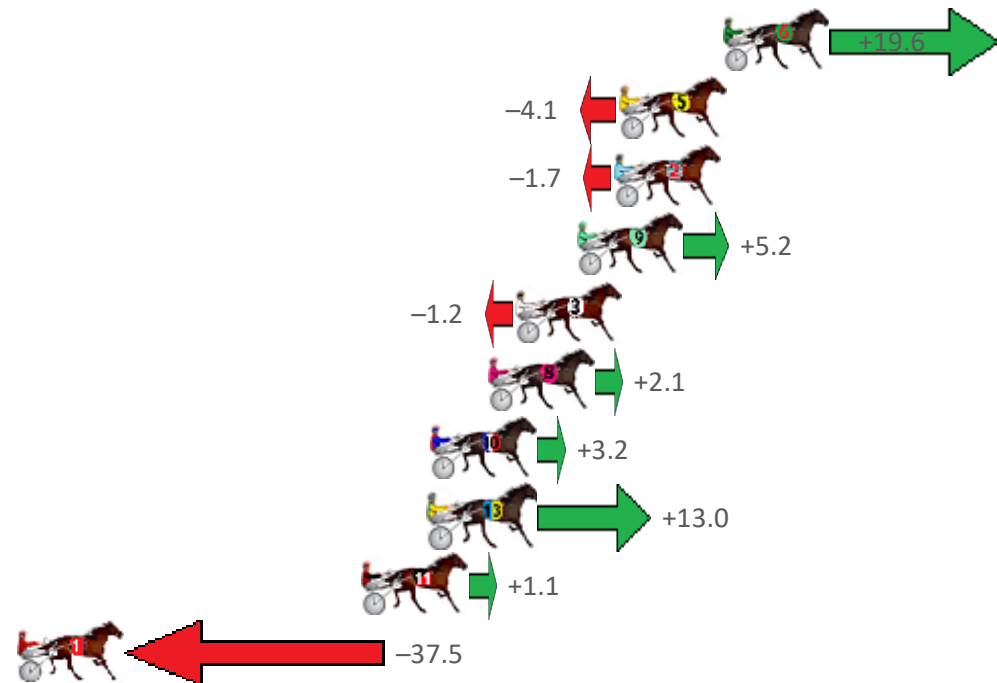
Hobart Race 6 Distance 2090m

Sunday, 30 October 2022

Gross Time: 2:38.20 MileRate: 2:01.80 LeadTime: 36.10s First Qtr: 32.00s Second Qtr: 32.10s Third Qtr: 29.10s Fourth Qtr: 28.90s

No Horse	Plc	Mar	800 Posi	400 Posi	Time	3rd Qtr	4th Qtr
6 FORGOT THE WALLE	1	0.0m	19.6m (1)	5.8m (2)	2:38.20	28.10s	28.48s
5 LAFOND	2	4.1m	0.0m (0)	0.0m (0)	2:38.51	29.10s	29.19s
2 LALASA	3	4.3m	2.6m (1)	0.8m (1)	2:38.53	28.97s	29.15s
9 SZABOLSKI LEIS	4	5.8m	11.0m (1)	9.6m (1)	2:38.64	29.00s	28.63s
3 LOOBY LOMBO	5	8.2m	7.0m (1)	6.2m (0)	2:38.82	29.04s	29.04s
8 CZARINA	6	9.3m	11.4m (0)	17.4m (0)	2:38.91	29.53s	28.32s
10 INDIANNA SANZ	7	11.6m	14.8m (1)	14.4m (1)	2:39.08	29.07s	28.70s
13 STEPPING STONES	7	11.6m	24.6m (1)	10.6m (2)	2:39.08	28.09s	28.97s
11 WRITTEN IN SILK	9	14.3m	15.4m (0)	19.0m (1)	2:39.28	29.36s	28.56s
1 MISS BARTY	10	44.9m	7.4m (0)	12.8m (0)	2:41.61	29.50s	31.21s

Finish Position and metres gained from 800m





Home of Australian Harness Sectionals

PJ Harness Analyser Daily Raw Data directly to your inbox

NEW All Victorian Racing added as of 17 January 2022

www.pjdata.com.au
admin@pjdata.com.au
www.facebook.com/PJHarnessRacing



RISE Digital, Harness Racing Australia nor the provider accepts any responsibility for the completeness or accuracy of any of the information contained herein, and makes no representations about its suitability for any particular purpose. Users should make their own judgements about those matters and/or seek independent advice. You assume all risks associated with use of data provided on this page


Hobart Race 7 Distance 2090m

Sunday, 30 October 2022

Gross Time: 2:34.30 MileRate: 1:58.80 LeadTime: 34.90s First Qtr: 30.50s Second Qtr: 30.70s Third Qtr: 28.20s Fourth Qtr: 30.00s

No Horse	Plc	Mar	800 Posi	400 Posi	Time	3rd Qtr	4th Qtr
6 MICKEY OH	1	0.0m	2.2m (1)	1.8m (1)	2:34.30	28.18s	29.87s
3 EUROKING	2	0.5m	0.0m (0)	0.0m (0)	2:34.34	28.20s	30.04s
2 SPORTS ILLUSTRATO	3	15.2m	11.2m (1)	11.8m (1)	2:35.49	28.24s	30.25s
8 TO THE LOOKOUT	4	17.0m	14.0m (0)	16.2m (2)	2:35.64	28.36s	30.06s
5 DONNY IN PARIS	5	19.8m	4.8m (0)	8.2m (0)	2:35.86	28.42s	30.87s
4 MOZASU	6	20.2m	6.4m (1)	7.2m (1)	2:35.89	28.23s	30.97s
10 QUEENOFDANCE	7	22.0m	15.4m (1)	8.4m (2)	2:36.03	27.66s	31.01s
13 VELOCITY STRIDE	8	30.4m	24.0m (2)	25.8m (1)	2:36.69	28.32s	30.34s
1 GALAXY DANCER	9	30.9m	10.0m (0)	17.4m (0)	2:36.73	28.71s	31.01s
12 VIGOROSO	10	39.4m	19.6m (2)	19.4m (3)	2:37.40	28.14s	31.49s
7 LAVROS MIDAS TOU	11	42.5m	20.2m (1)	20.4m (1)	2:37.64	28.17s	31.65s
9 WITH REVENGE	12	74.8m	18.4m (0)	34.6m (0)	2:40.18	29.28s	33.00s

Finish Position and metres gained from 800m





Home of Australian Harness Sectionals

PJ Harness Analyser Daily Raw Data directly to your inbox

NEW All Victorian Racing added as of 17 January 2022

www.pjdata.com.au
admin@pjdata.com.au
www.facebook.com/PJHarnessRacing



RISE Digital, Harness Racing Australia nor the provider accepts any responsibility for the completeness or accuracy of any of the information contained herein, and makes no representations about its suitability for any particular purpose. Users should make their own judgements about those matters and/or seek independent advice. You assume all risks associated with use of data provided on this page

Hobart Race 8 Distance 2090m

Sunday, 30 October 2022

Gross Time: 2:37.30 MileRate: 2:01.10 LeadTime: 35.60s First Qtr: 31.40s Second Qtr: 31.30s Third Qtr: 28.50s Fourth Qtr: 30.50s

No Horse	Plc	Mar	800 Posi	400 Posi	Time	3rd Qtr	4th Qtr
4 BABY YOU A SONG	1	0.0m	0.0m (0)	0.0m (0)	2:37.30	28.50s	30.50s
6 MAYS PLACE	2	0.8m	9.2m (1)	3.0m (1)	2:37.36	28.05s	30.33s
3 DESYNCHRONOSIS	3	15.2m	12.0m (0)	18.0m (1)	2:38.51	28.95s	30.29s
5 HIVOLTAGE GLENW	4	20.3m	15.6m (1)	27.4m (1)	2:38.92	29.38s	29.96s
1 MISCELLANEOUS	5	24.9m	4.0m (0)	5.6m (0)	2:39.29	28.57s	31.96s

Finish Position and metres gained from 800m





Home of Australian Harness Sectionals

PJ Harness Analyser Daily Raw Data directly to your inbox

NEW All Victorian Racing added as of 17 January 2022

www.pjdata.com.au
admin@pjdata.com.au
www.facebook.com/PJHarnessRacing



RISE Digital, Harness Racing Australia nor the provider accepts any responsibility for the completeness or accuracy of any of the information contained herein, and makes no representations about its suitability for any particular purpose. Users should make their own judgements about those matters and/or seek independent advice. You assume all risks associated with use of data provided on this page


Hobart Race 9 Distance 2090m

Sunday, 30 October 2022

Gross Time: 2:34.90 MileRate: 1:59.30 LeadTime: 34.50s First Qtr: 30.40s Second Qtr: 29.50s Third Qtr: 29.80s Fourth Qtr: 30.70s

No Horse	Plc	Mar	800 Posi	400 Posi	Time	3rd Qtr	4th Qtr
1 IONTHEBULLION	1	0.0m	4.2m (0)	0.0m (1)	2:34.90	29.48s	30.70s
8 MIDNIGHT IN MEMP	2	15.4m	8.6m (0)	6.0m (1)	2:36.14	29.59s	31.42s
9 SOMEHOWSOMEWA	3	17.8m	13.0m (0)	10.6m (0)	2:36.33	29.61s	31.25s
13 PROFICIENT	4	20.3m	30.4m (0)	26.0m (2)	2:36.53	29.48s	30.26s
3 STAR ROCKER	5	22.2m	15.0m (1)	4.6m (2)	2:36.68	29.00s	32.04s
2 KING OF COOL	6	25.9m	18.8m (1)	7.8m (3)	2:36.98	28.95s	32.08s
12 SLINGSHOT	7	30.4m	28.0m (1)	20.2m (2)	2:37.34	29.20s	31.48s
5 TURQUOISE STRIDE	8	34.7m	0.0m (0)	1.0m (0)	2:37.69	29.84s	33.27s
10 MACH ANGELO	9	38.7m	24.0m (1)	19.2m (0)	2:38.01	29.42s	32.19s
11 MY CELEBRITY	10	40.8m	25.6m (0)	23.4m (1)	2:38.18	29.62s	32.03s
4 KIKKIMI	11	44.1m	10.8m (1)	10.8m (2)	2:38.44	29.76s	33.24s
6 LEFT A HURRIKANE	12	61.5m	21.6m (0)	25.0m (0)	2:39.84	30.01s	33.49s

Finish Position and metres gained from 800m





Home of Australian Harness Sectionals

PJ Harness Analyser Daily Raw Data directly to your inbox

NEW All Victorian Racing added as of 17 January 2022

www.pjdata.com.au
 admin@pjdata.com.au
 www.facebook.com/PJHarnessRacing



RISE Digital, Harness Racing Australia nor the provider accepts any responsibility for the completeness or accuracy of any of the information contained herein, and makes no representations about its suitability for any particular purpose. Users should make their own judgements about those matters and/or seek independent advice. You assume all risks associated with use of data provided on this page

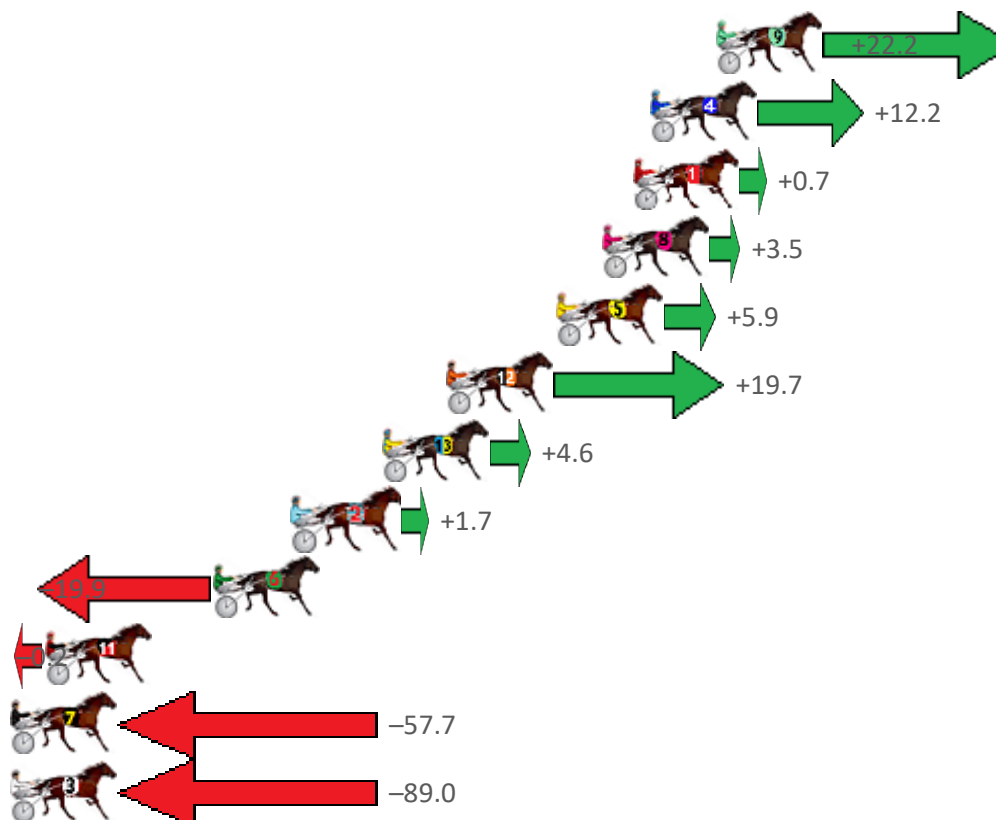
Hobart Race 10 Distance 2090m

Sunday, 30 October 2022

Gross Time: 2:35.20 MileRate: 1:59.50 LeadTime: 34.90s First Qtr: 29.30s Second Qtr: 30.10s Third Qtr: 30.10s Fourth Qtr: 30.80s

NoHorse	Plc	Mar	800 Posi	400 Posi	Time	3rd Qtr	4th Qtr
9 HICKSTEAD	1	0.0m	22.2m (1)	18.4m (1)	2:35.20	29.83s	29.39s
4 WATTABOUT SPANG	2	2.6m	14.8m (1)	7.6m (2)	2:35.41	29.56s	30.42s
1 PUNTARNO STRIDE	3	3.3m	4.0m (0)	1.0m (1)	2:35.47	29.87s	30.98s
8 EUREKA	4	4.5m	8.0m (0)	6.2m (1)	2:35.56	29.97s	30.67s
5 ENDEAVOUR STRIDE	5	6.3m	12.2m (0)	6.8m (0)	2:35.71	29.69s	30.76s
12 MONTANA FLASH	6	10.7m	30.4m (1)	18.4m (2)	2:36.06	29.20s	30.21s
13 EARL JUJON	7	13.2m	17.8m (0)	12.6m (0)	2:36.26	29.71s	30.85s
2 JUMPING JOLT	8	16.7m	18.4m (1)	14.4m (2)	2:36.55	29.80s	30.98s
6 ROCK ON PLAYBOY	9	19.9m	0.0m (0)	0.0m (0)	2:36.80	30.08s	32.32s
11 JAWBREAKER	10	26.6m	26.4m (1)	14.4m (3)	2:37.34	29.18s	31.73s
7 DEADLY ASSASSIN	11	63.7m	6.0m (1)	11.4m (1)	2:40.33	30.46s	34.80s
3 EQUITY STRIDE	12	99.8m	10.8m (1)	21.6m (0)	2:43.24	30.85s	36.79s

Finish Position and metres gained from 800m





Home of Australian Harness Sectionals

PJ Harness Analyser Daily Raw Data directly to your inbox

NEW All Victorian Racing added as of 17 January 2022

www.pjdata.com.au
admin@pjdata.com.au
www.facebook.com/PJHarnessRacing



RISE Digital, Harness Racing Australia nor the provider accepts any responsibility for the completeness or accuracy of any of the information contained herein, and makes no representations about its suitability for any particular purpose. Users should make their own judgements about those matters and/or seek independent advice. You assume all risks associated with use of data provided on this page