

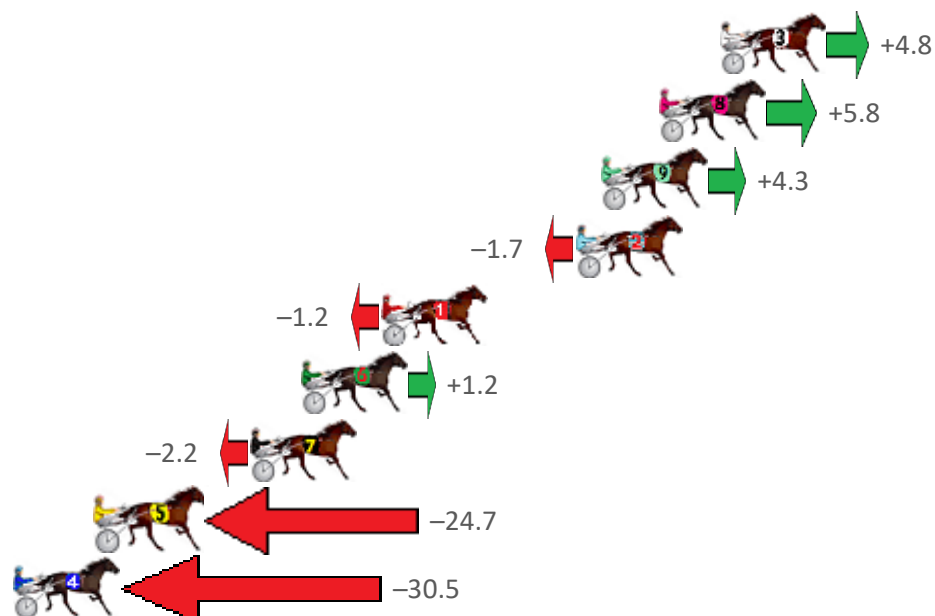
Hobart Race 1 Distance 2090m

Friday, 30 September 2022

Gross Time: 2:39.90 MileRate: 2:03.10 LeadTime: 38.60s First Qtr: 32.00s Second Qtr: 30.20s Third Qtr: 28.80s Fourth Qtr: 30.30s

No Horse	Plc	Mar	800 Posi	400 Posi	Time	3rd Qtr	4th Qtr
3 TARLETON RILEY	1	0.0m	4.8m (1)	0.4m (1)	2:39.90	28.48s	30.27s
8 ONEOFHELADS	2	2.4m	8.2m (0)	8.4m (0)	2:40.09	28.83s	29.85s
9 KENYA	3	4.7m	9.0m (1)	4.8m (1)	2:40.27	28.49s	30.29s
2 GUIDO DA SIENA	4	5.7m	4.0m (0)	4.0m (0)	2:40.35	28.80s	30.43s
1 SMOOTH DEAL	5	13.4m	12.2m (0)	9.2m (1)	2:40.96	28.57s	30.62s
6 KIKKIMI	6	16.6m	17.8m (1)	17.0m (2)	2:41.22	28.74s	30.27s
7 COOL SCOOTER	7	18.6m	16.4m (0)	14.0m (1)	2:41.38	28.62s	30.65s
5 RADAR STRIDE	8	24.7m	0.0m (0)	0.0m (0)	2:41.86	28.75s	32.16s
4 THE SITUATION	9	43.9m	13.4m (1)	19.4m (1)	2:43.38	29.20s	32.15s

Finish Position and metres gained from 800m





Home of Australian Harness Sectionals

PJ Harness Analyser Daily Raw Data directly to your inbox

NEW All Victorian Racing added as of 17 January 2022

www.pjdata.com.au
admin@pjdata.com.au
www.facebook.com/PJHarnessRacing



RISE Digital, Harness Racing Australia nor the provider accepts any responsibility for the completeness or accuracy of any of the information contained herein, and makes no representations about its suitability for any particular purpose. Users should make their own judgements about those matters and/or seek independent advice. You assume all risks associated with use of data provided on this page

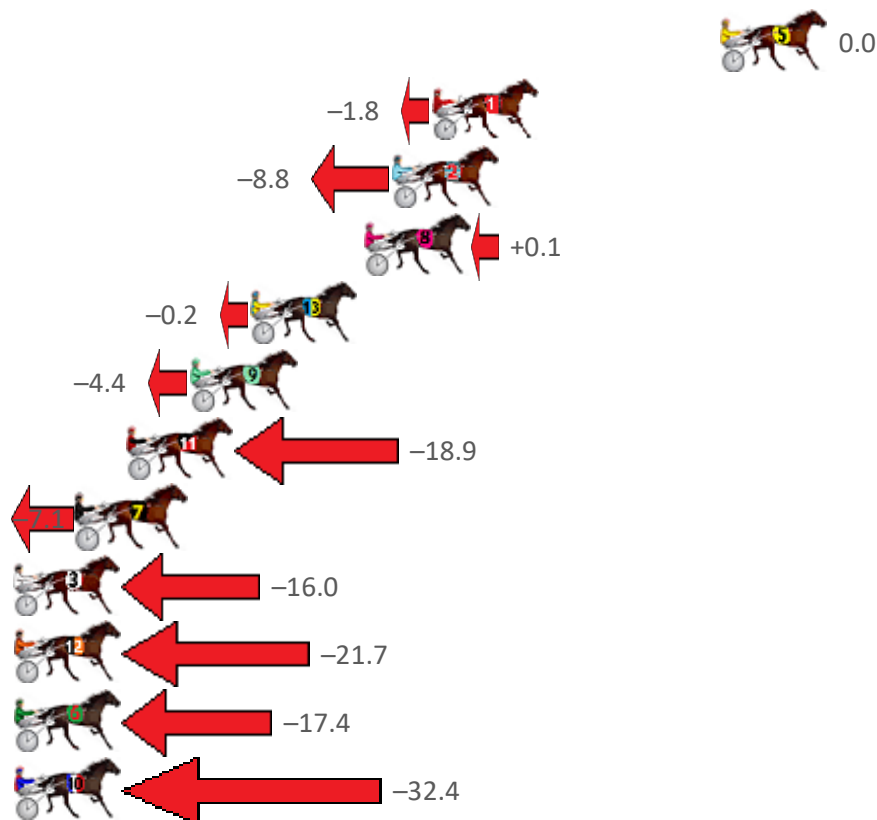
Hobart Race 2 Distance 2090m

Friday, 30 September 2022

Gross Time: 2:41.50 MileRate: 2:04.30 LeadTime: 37.80s First Qtr: 33.70s Second Qtr: 32.10s Third Qtr: 28.70s Fourth Qtr: 29.20s

No Horse	Plc	Mar	800 Posi	400 Posi	Time	3rd Qtr	4th Qtr
5 MACH ANGELO	1	0.0m	0.0m (0)	0.0m (0)	2:41.50	28.70s	29.20s
1 SHAUN TO THE MAX	2	11.4m	9.6m (0)	10.6m (0)	2:42.37	28.77s	29.26s
2 STAR ROCKER	3	13.0m	4.2m (0)	4.2m (0)	2:42.50	28.69s	29.84s
8 KEEP PLAYING	4	14.1m	14.2m (0)	14.8m (0)	2:42.58	28.74s	29.15s
13 KARALTA DAZZLER	5	18.6m	18.4m (0)	19.4m (0)	2:42.92	28.77s	29.14s
9 OZZIE MAJOR	6	21.0m	16.6m (1)	15.8m (2)	2:43.11	28.64s	29.58s
11 GUYS BETTOR BET	7	23.5m	4.6m (2)	3.6m (1)	2:43.30	28.62s	30.64s
7 MY ULTIMATE ROME	8	25.5m	18.4m (2)	11.4m (2)	2:43.45	28.19s	30.22s
3 POPNPENNIES	9	28.4m	12.4m (1)	18.8m (1)	2:43.68	29.15s	29.90s
12 HEZA RUMMAGE	10	32.1m	10.4m (2)	6.8m (2)	2:43.96	28.43s	31.04s
6 GOT THE GOODS	11	39.0m	21.6m (1)	23.0m (1)	2:44.49	28.79s	30.36s
10 LIVE FOR PEACE	12	40.6m	8.2m (1)	13.6m (1)	2:44.61	29.07s	31.16s

Finish Position and metres gained from 800m





Home of Australian Harness Sectionals

PJ Harness Analyser Daily Raw Data directly to your inbox

NEW All Victorian Racing added as of 17 January 2022

www.pjdata.com.au
admin@pjdata.com.au
www.facebook.com/PJHarnessRacing



RISE Digital, Harness Racing Australia nor the provider accepts any responsibility for the completeness or accuracy of any of the information contained herein, and makes no representations about its suitability for any particular purpose. Users should make their own judgements about those matters and/or seek independent advice. You assume all risks associated with use of data provided on this page

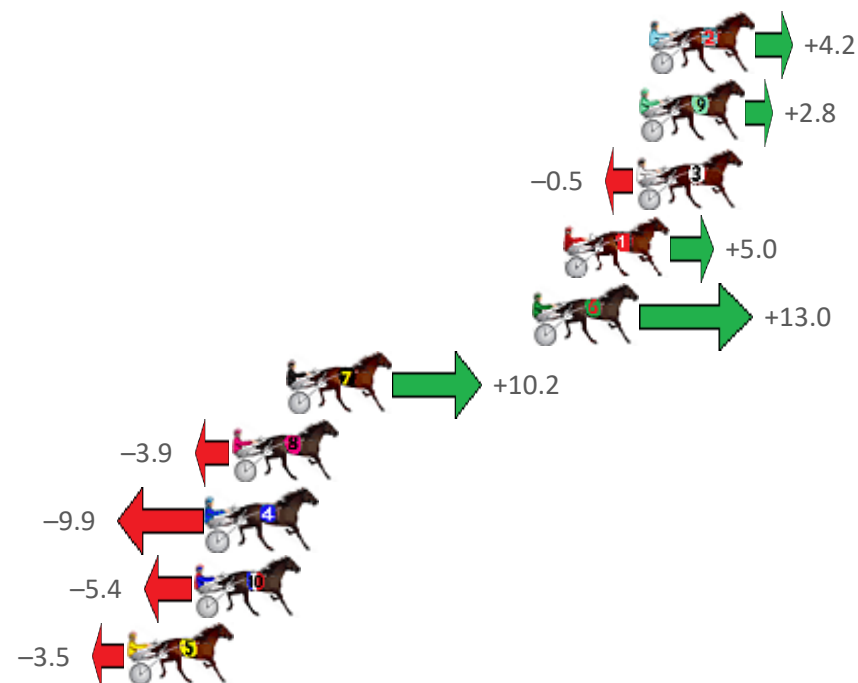
Hobart Race 3 Distance 1609m

Friday, 30 September 2022

Gross Time: 2:00.70 MileRate: 2:00.70 LeadTime: 0.00s First Qtr: 29.40s Second Qtr: 32.40s Third Qtr: 29.70s Fourth Qtr: 29.30s

No Horse	Plc	Mar	800 Posi	400 Posi	Time	3rd Qtr	4th Qtr
2 FIRECRACKER NOLA	1	0.0m	4.2m (0)	5.4m (0)	2:00.70	29.79s	28.91s
9 IDEN LADY LINCOLN	2	0.4m	3.2m (1)	2.0m (1)	2:00.73	29.61s	29.18s
3 GIGI I GOT THIS	3	0.5m	0.0m (0)	0.0m (0)	2:00.74	29.70s	29.34s
1 ASHANTE QUEEN	4	3.4m	8.4m (0)	10.4m (0)	2:00.96	29.84s	28.79s
6 ART HUNTSMAN	5	4.6m	17.6m (1)	4.0m (2)	2:01.05	28.70s	29.34s
7 WAVES STRIDE	6	14.4m	24.6m (0)	22.2m (0)	2:01.81	29.52s	28.73s
8 IMHOOKED	7	16.5m	12.6m (0)	16.0m (0)	2:01.97	29.95s	29.34s
4 PROMISE STRIDE	8	17.5m	7.6m (1)	6.8m (1)	2:02.04	29.65s	30.08s
10 BOLT YOUR SOCKS O	9	18.0m	12.6m (1)	13.6m (1)	2:02.08	29.78s	29.62s
5 IDEN BEEJAY	10	20.7m	17.2m (0)	18.4m (1)	2:02.29	29.79s	29.47s

Finish Position and metres gained from 800m





Home of Australian Harness Sectionals

PJ Harness Analyser Daily Raw Data directly to your inbox

NEW All Victorian Racing added as of 17 January 2022

www.pjdata.com.au
admin@pjdata.com.au
www.facebook.com/PJHarnessRacing



RISE Digital, Harness Racing Australia nor the provider accepts any responsibility for the completeness or accuracy of any of the information contained herein, and makes no representations about its suitability for any particular purpose. Users should make their own judgements about those matters and/or seek independent advice. You assume all risks associated with use of data provided on this page

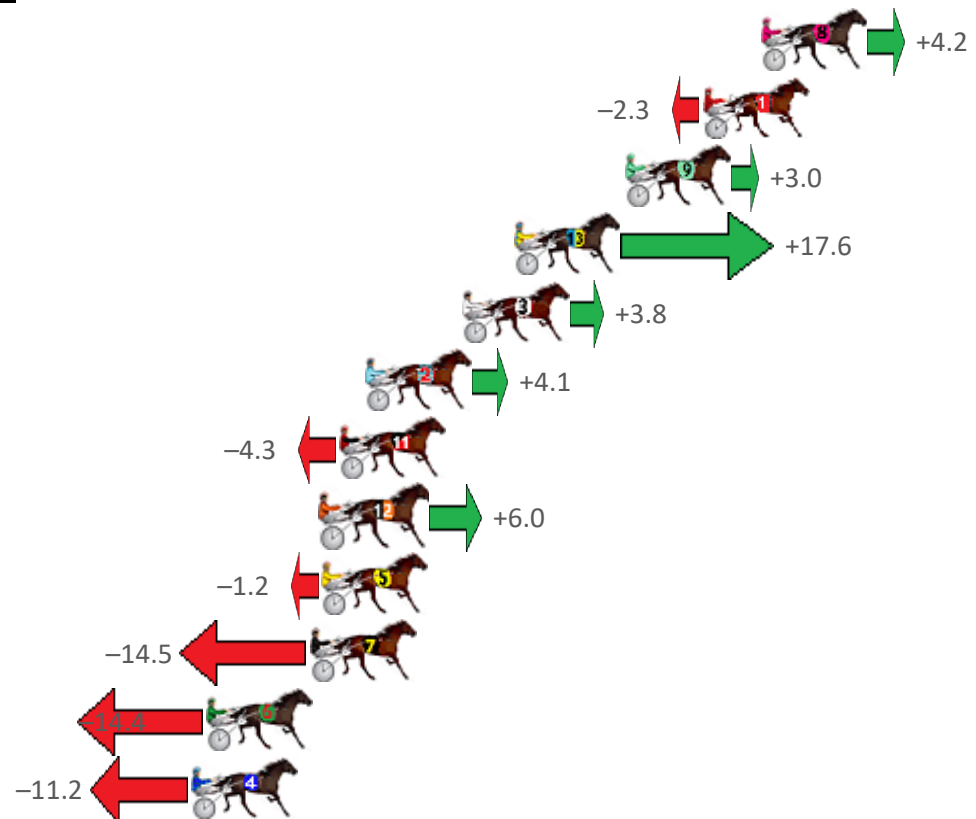
Hobart Race 4 Distance 2090m

Friday, 30 September 2022

Gross Time: 2:37.20 MileRate: 2:01.10 LeadTime: 35.10s First Qtr: 29.80s Second Qtr: 32.20s Third Qtr: 30.50s Fourth Qtr: 29.60s

No Horse	Plc	Mar	800 Posi	400 Posi	Time	3rd Qtr	4th Qtr
8 DONNY IN PARIS	1	0.0m	4.2m (0)	4.2m (0)	2:37.20	30.50s	29.29s
1 MISSIN ROCK	2	2.3m	0.0m (0)	0.0m (0)	2:37.38	30.50s	29.77s
9 SPOT ON	3	5.4m	8.4m (0)	8.4m (0)	2:37.62	30.50s	29.38s
13 GALAXY DANCER	4	9.8m	27.4m (2)	16.6m (2)	2:37.96	29.69s	29.10s
3 IMAGE OF STARZZZ	5	11.8m	15.6m (2)	7.4m (2)	2:38.12	29.89s	29.92s
2 WITH REVENGE	6	15.7m	19.8m (2)	12.2m (2)	2:38.42	29.94s	29.86s
11 LEFT A HURRIKANE	7	16.7m	12.4m (0)	12.6m (0)	2:38.50	30.52s	29.90s
12 LAVROS MIDAS TOU	8	17.4m	23.4m (1)	16.2m (1)	2:38.55	29.96s	29.69s
5 DAPPER	9	17.4m	16.2m (1)	11.4m (1)	2:38.55	30.15s	30.04s
7 MOZASU	10	17.9m	3.4m (1)	2.0m (1)	2:38.59	30.41s	30.77s
6 PROFICIENT	11	22.0m	7.6m (1)	6.6m (1)	2:38.91	30.44s	30.73s
4 LIFEOFBRIAN	12	22.6m	11.4m (2)	2.6m (2)	2:38.95	29.86s	31.07s

Finish Position and metres gained from 800m





Home of Australian Harness Sectionals

PJ Harness Analyser Daily Raw Data directly to your inbox

NEW All Victorian Racing added as of 17 January 2022

www.pjdata.com.au
admin@pjdata.com.au
www.facebook.com/PJHarnessRacing



RISE Digital, Harness Racing Australia nor the provider accepts any responsibility for the completeness or accuracy of any of the information contained herein, and makes no representations about its suitability for any particular purpose. Users should make their own judgements about those matters and/or seek independent advice. You assume all risks associated with use of data provided on this page

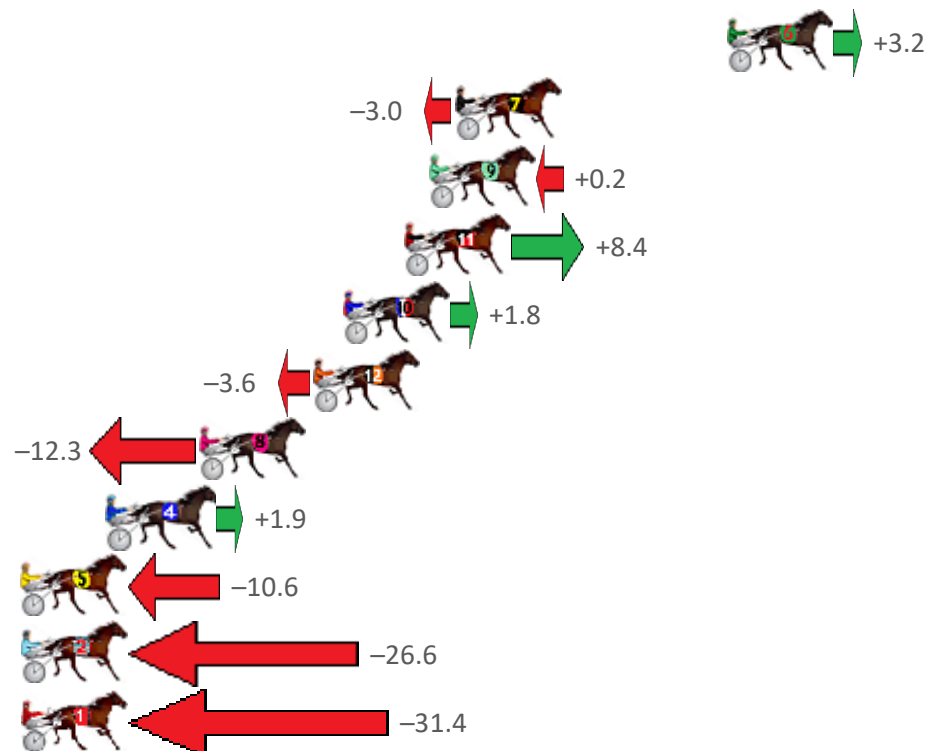
Hobart Race 5 Distance 1609m

Friday, 30 September 2022

Gross Time: 1:59.50 MileRate: 1:59.50 LeadTime: 0.00s First Qtr: 29.00s Second Qtr: 32.30s Third Qtr: 29.80s Fourth Qtr: 28.30s

No Horse	Plc	Mar	800 Posi	400 Posi	Time	3rd Qtr	4th Qtr
6 MURRY	1	0.0m	3.2m (1)	0.0m (1)	1:59.50	29.57s	28.30s
7 SEAL THE DESTINY	2	10.8m	7.8m (1)	4.6m (1)	2:00.30	29.58s	28.74s
9 CHRISTIAN MAJOR	3	11.8m	12.0m (1)	9.0m (1)	2:00.38	29.59s	28.50s
11 MILITARY MAN	4	12.8m	21.2m (1)	7.4m (2)	2:00.45	28.81s	28.68s
10 WHATTA GOOD REA	5	15.2m	17.0m (1)	2.2m (2)	2:00.63	28.76s	29.21s
12 THE DUDE	6	16.4m	12.8m (0)	13.4m (1)	2:00.72	29.85s	28.51s
8 MAJOR ASSASSIN	7	20.9m	8.6m (0)	9.6m (0)	2:01.05	29.89s	29.10s
4 KARDESLER	8	24.5m	26.4m (1)	12.4m (2)	2:01.32	28.81s	29.15s
5 BEE SEVENTEEN	9	28.8m	18.2m (0)	17.6m (0)	2:01.64	29.78s	29.09s
2 LOYOLA TRIOS	10	31.0m	4.4m (0)	5.4m (0)	2:01.80	29.92s	30.10s
1 SON OF RAYSON	11	31.4m	0.0m (0)	0.6m (0)	2:01.83	29.90s	30.47s

Finish Position and metres gained from 800m





Home of Australian Harness Sectionals

PJ Harness Analyser Daily Raw Data directly to your inbox

NEW All Victorian Racing added as of 17 January 2022

www.pjdata.com.au
admin@pjdata.com.au
www.facebook.com/PJHarnessRacing



RISE Digital, Harness Racing Australia nor the provider accepts any responsibility for the completeness or accuracy of any of the information contained herein, and makes no representations about its suitability for any particular purpose. Users should make their own judgements about those matters and/or seek independent advice. You assume all risks associated with use of data provided on this page


Hobart Race 6 Distance 2090m

Friday, 30 September 2022

Gross Time: 2:39.30 MileRate: 2:02.60 LeadTime: 37.90s First Qtr: 32.40s Second Qtr: 30.80s Third Qtr: 29.30s Fourth Qtr: 28.90s

No Horse	Plc	Mar	800 Posi	400 Posi	Time	3rd Qtr	4th Qtr
9 EYE SEE DOUBLE	1	0.0m	0.0m (0)	0.0m (0)	2:39.30	29.30s	28.90s
4 MIDNIGHT IN MEMP	2	12.1m	9.0m (1)	9.4m (1)	2:40.22	29.33s	29.09s
1 PAWNBROKERS LAD	3	14.1m	4.2m (0)	4.4m (0)	2:40.37	29.32s	29.60s
11 MY CELEBRITY	4	14.4m	17.2m (1)	17.8m (2)	2:40.39	29.34s	28.66s
10 BRIAN WHO	5	18.4m	13.0m (1)	13.6m (1)	2:40.70	29.35s	29.24s
12 ONE OFF	6	20.3m	17.8m (0)	19.2m (0)	2:40.84	29.40s	28.98s
3 MAYWYNS JEWEL	7	20.8m	13.4m (0)	14.8m (0)	2:40.88	29.40s	29.33s
6 REDS GOOD TO GO	8	21.2m	22.0m (0)	23.2m (1)	2:40.91	29.39s	28.76s
8 JOHN RICHARD	9	21.3m	8.2m (0)	8.4m (0)	2:40.92	29.32s	29.83s
13 RANIERI	10	26.7m	21.8m (1)	22.6m (2)	2:41.33	29.36s	29.19s
7 ULTIMATE ME	11	31.0m	4.8m (1)	5.2m (1)	2:41.65	29.34s	30.75s
5 THE BIG DIG	12	43.2m	26.6m (1)	27.4m (2)	2:42.58	29.37s	30.04s

Finish Position and metres gained from 800m





Home of Australian Harness Sectionals

PJ Harness Analyser Daily Raw Data directly to your inbox

NEW All Victorian Racing added as of 17 January 2022

www.pjdata.com.au
admin@pjdata.com.au
www.facebook.com/PJHarnessRacing



RISE Digital, Harness Racing Australia nor the provider accepts any responsibility for the completeness or accuracy of any of the information contained herein, and makes no representations about its suitability for any particular purpose. Users should make their own judgements about those matters and/or seek independent advice. You assume all risks associated with use of data provided on this page

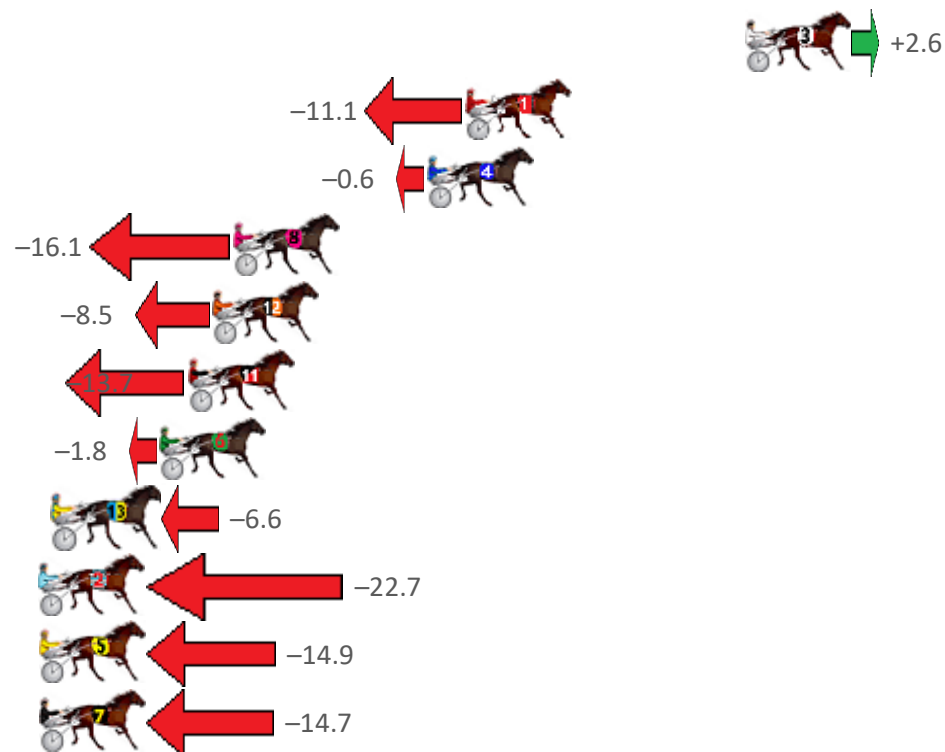
Hobart Race 7 Distance 2090m

Friday, 30 September 2022

Gross Time: 2:38.10 MileRate: 2:01.70 LeadTime: 36.80s First Qtr: 32.20s Second Qtr: 31.30s Third Qtr: 28.90s Fourth Qtr: 28.90s

No Horse	Plc	Mar	800 Posi	400 Posi	Time	3rd Qtr	4th Qtr
3 TURQUOISE STRIDE	1	0.0m	2.6m (1)	0.0m (0)	2:38.10	28.71s	28.90s
1 FURY DAN	2	11.1m	0.0m (0)	5.6m (0)	2:38.94	29.30s	29.30s
4 VIVID STRIDE	3	12.6m	12.0m (1)	13.0m (2)	2:39.06	28.97s	28.87s
8 JO DINA	4	20.3m	4.2m (0)	11.4m (0)	2:39.64	29.42s	29.54s
12 HOT EMBERS	5	21.1m	12.6m (0)	17.0m (0)	2:39.70	29.22s	29.19s
11 DON HESTON	6	22.1m	8.4m (0)	16.0m (1)	2:39.78	29.45s	29.34s
6 SAFE JEWELS	7	23.2m	21.4m (0)	28.2m (1)	2:39.86	29.39s	28.54s
13 LONGNWINDINGRO	8	27.4m	20.8m (2)	18.4m (2)	2:40.18	28.73s	29.55s
2 GRAPHITE STRIDE	9	30.9m	8.2m (1)	11.8m (1)	2:40.44	29.16s	30.27s
5 BE GOOD BENNY	10	31.3m	16.4m (1)	20.4m (1)	2:40.47	29.19s	29.68s
7 RAFFAS ACE	11	31.9m	17.2m (0)	24.0m (0)	2:40.52	29.39s	29.47s

Finish Position and metres gained from 800m





Home of Australian Harness Sectionals

PJ Harness Analyser Daily Raw Data directly to your inbox

NEW All Victorian Racing added as of 17 January 2022

www.pjdata.com.au
admin@pjdata.com.au
www.facebook.com/PJHarnessRacing



RISE Digital, Harness Racing Australia nor the provider accepts any responsibility for the completeness or accuracy of any of the information contained herein, and makes no representations about its suitability for any particular purpose. Users should make their own judgements about those matters and/or seek independent advice. You assume all risks associated with use of data provided on this page

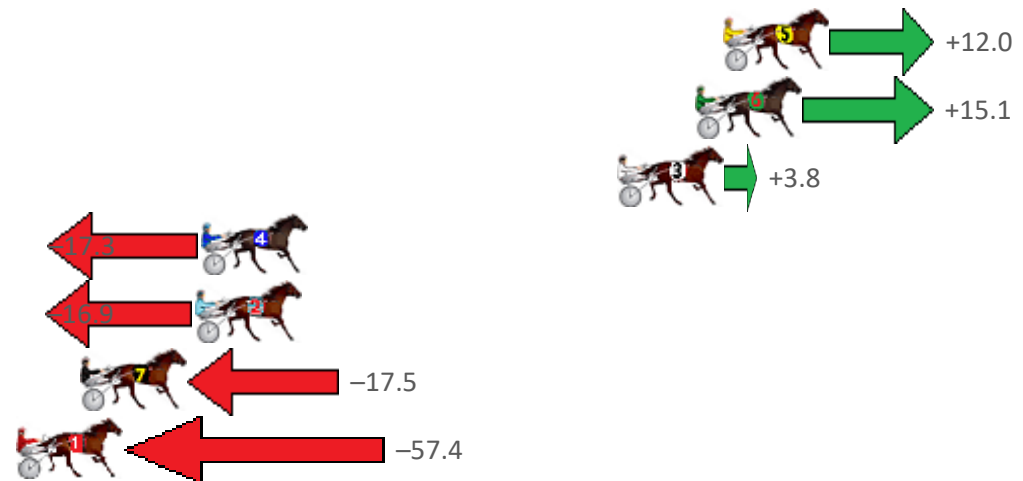
Hobart Race 8 Distance 2090m

Friday, 30 September 2022

Gross Time: 2:37.30 MileRate: 2:01.10 LeadTime: 35.80s First Qtr: 31.90s Second Qtr: 30.40s Third Qtr: 29.80s Fourth Qtr: 29.40s

No Horse	Plc	Mar	800 Posi	400 Posi	Time	3rd Qtr	4th Qtr
5 MONTANA FLASH	1	0.0m	12.0m (1)	8.0m (3)	2:37.30	29.50s	28.82s
6 HEZ RAZOR SHARP	2	1.1m	16.2m (1)	12.4m (3)	2:37.38	29.51s	28.57s
3 CAPTAIN COSMONA	3	4.2m	8.0m (1)	3.6m (3)	2:37.62	29.48s	29.44s
4 IFBUTZANDMAYBES	4	20.7m	3.4m (1)	0.0m (2)	2:38.90	29.56s	30.91s
2 MACHS MARETA	5	20.9m	4.0m (0)	4.2m (0)	2:38.91	29.82s	30.62s
7 JAMES DEAN	6	25.5m	8.0m (0)	8.0m (2)	2:39.27	29.81s	30.68s
1 MACH BRILLIANCE	7	57.4m	0.0m (0)	3.8m (1)	2:41.72	30.11s	33.32s

Finish Position and metres gained from 800m





Home of Australian Harness Sectionals

PJ Harness Analyser Daily Raw Data directly to your inbox

NEW All Victorian Racing added as of 17 January 2022

www.pjdata.com.au
admin@pjdata.com.au
www.facebook.com/PJHarnessRacing



RISE Digital, Harness Racing Australia nor the provider accepts any responsibility for the completeness or accuracy of any of the information contained herein, and makes no representations about its suitability for any particular purpose. Users should make their own judgements about those matters and/or seek independent advice. You assume all risks associated with use of data provided on this page