


Hobart Race 1 Distance 1609m

Friday, 21 October 2022

Gross Time: 1:56.30 MileRate: 1:56.30 LeadTime: 0.00s First Qtr: 28.60s Second Qtr: 30.10s Third Qtr: 28.90s Fourth Qtr: 28.70s

No Horse	Plc	Mar	800 Posi	400 Posi	Time	3rd Qtr	4th Qtr
8 KARALTA ARTEMIS	1	0.0m 2.2m (1)	0.0m (1)	1:56.30	28.74s	28.70s	
4 BOLT YOUR SOCKS O	2	6.9m 4.4m (0)	4.6m (0)	1:56.82	28.91s	28.86s	
1 REELY NAUTI	3	16.8m 0.0m (0)	0.2m (0)	1:57.57	28.92s	29.88s	
6 DUKES CHOICE	4	21.5m 6.8m (1)	4.8m (1)	1:57.92	28.76s	29.89s	
2 PEANUT SUTTER	5	37.1m 12.0m (0)	13.0m (0)	1:59.10	28.98s	30.42s	
7 HERES HENRY	6	46.3m 11.4m (1)	10.4m (1)	1:59.79	28.84s	31.26s	
3 WAVES STRIDE	7	61.2m 20.0m (0)	34.0m (0)	2:00.91	29.91s	30.64s	

Finish Position and metres gained from 800m





Home of Australian Harness Sectionals

PJ Harness Analyser Daily Raw Data directly to your inbox

NEW All Victorian Racing added as of 17 January 2022

www.pjdata.com.au
admin@pjdata.com.au
www.facebook.com/PJHarnessRacing



RISE Digital, Harness Racing Australia nor the provider accepts any responsibility for the completeness or accuracy of any of the information contained herein, and makes no representations about its suitability for any particular purpose. Users should make their own judgements about those matters and/or seek independent advice. You assume all risks associated with use of data provided on this page

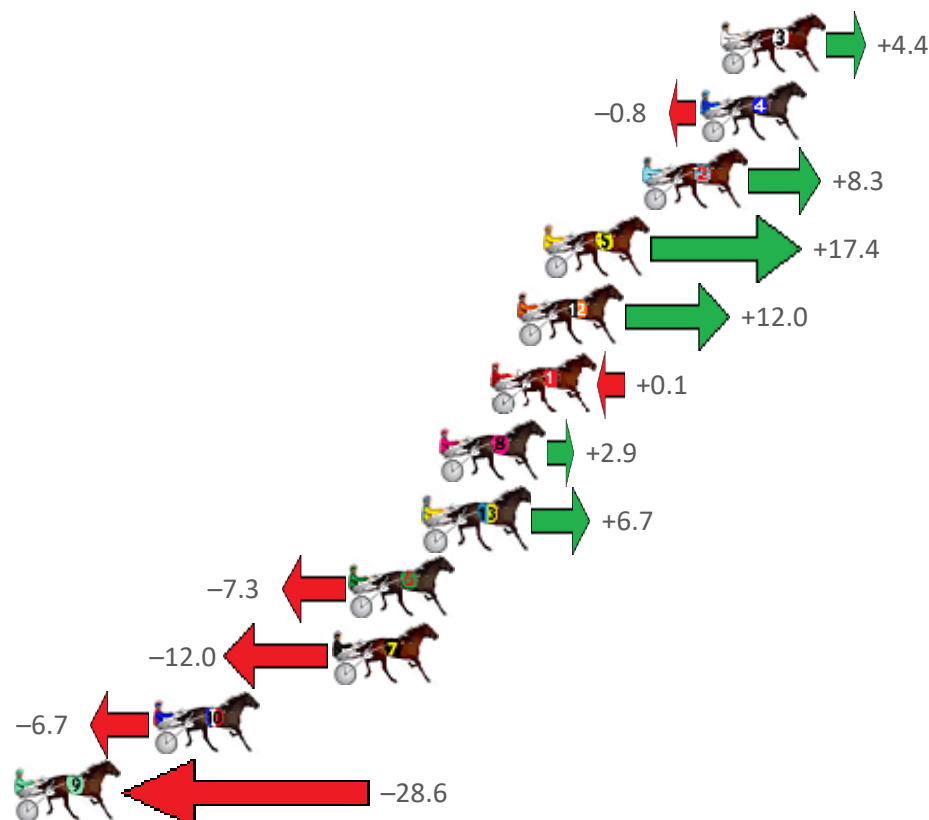
Hobart Race 2 Distance 2090m

Friday, 21 October 2022

Gross Time: 2:38.70 MileRate: 2:02.20 LeadTime: 36.50s First Qtr: 33.10s Second Qtr: 30.40s Third Qtr: 28.80s Fourth Qtr: 29.90s

No Horse	Plc	Mar	800 Posi	400 Posi	Time	3rd Qtr	4th Qtr
3 WRITTEN IN SILK	1	0.0m	4.4m (0)	5.0m (0)	2:38.70	28.85s	29.53s
4 FURY DAN	2	0.8m	0.0m (0)	0.0m (0)	2:38.76	28.80s	29.96s
2 VIVID STRIDE	3	3.1m	11.4m (1)	10.8m (3)	2:38.94	28.77s	29.33s
5 BE GOOD BENNY	4	7.0m	24.4m (1)	20.2m (3)	2:39.25	28.51s	28.92s
12 HEZA RUMMAGE	5	8.0m	20.0m (1)	15.4m (3)	2:39.33	28.47s	29.35s
1 SPIKEY BOY	6	9.1m	9.2m (0)	10.0m (0)	2:39.41	28.86s	29.83s
8 BRIAN WHO	7	11.1m	14.0m (0)	13.2m (1)	2:39.57	28.74s	29.74s
13 KARALTA DAZZLER	8	11.7m	18.4m (0)	16.8m (0)	2:39.62	28.69s	29.52s
6 SAFE JEWELS	9	14.7m	7.4m (1)	7.4m (1)	2:39.85	28.79s	30.44s
7 IMAGE OF STARZZZ	10	15.4m	3.4m (1)	3.4m (1)	2:39.91	28.78s	30.79s
10 GOT THE GOODS	11	22.5m	15.8m (1)	16.6m (2)	2:40.46	28.85s	30.34s
9 KEEP PLAYING	12	34.6m	6.0m (2)	12.8m (2)	2:41.41	29.27s	31.52s

Finish Position and metres gained from 800m





Home of Australian Harness Sectionals

PJ Harness Analyser Daily Raw Data directly to your inbox

NEW All Victorian Racing added as of 17 January 2022

www.pjdata.com.au
admin@pjdata.com.au
www.facebook.com/PJHarnessRacing



RISE Digital, Harness Racing Australia nor the provider accepts any responsibility for the completeness or accuracy of any of the information contained herein, and makes no representations about its suitability for any particular purpose. Users should make their own judgements about those matters and/or seek independent advice. You assume all risks associated with use of data provided on this page


Hobart Race 3 Distance 2090m

Friday, 21 October 2022

Gross Time: 2:36.90 MileRate: 2:00.80 LeadTime: 35.00s First Qtr: 32.00s Second Qtr: 29.50s Third Qtr: 30.80s Fourth Qtr: 29.60s

No Horse	Plc	Mar	800 Posi	400 Posi	Time	3rd Qtr	4th Qtr
12 MOZASU	1	0.0m 2.6m (1)	0.0m (1)	2:36.90	30.60s	29.60s	
8 MIDNIGHT IN MEMP	2	5.3m 14.4m (1)	6.0m (3)	2:37.31	30.17s	29.55s	
10 PROFICIENT	3	7.3m 6.6m (1)	4.4m (1)	2:37.47	30.64s	29.81s	
13 KING OF COOL	4	10.7m 8.6m (0)	8.4m (1)	2:37.73	30.79s	29.77s	
11 RANIERI	5	11.0m 22.4m (1)	11.4m (3)	2:37.75	29.97s	29.57s	
4 LORIMERTYRRELL	6	12.4m 10.6m (1)	4.4m (2)	2:37.86	30.35s	30.19s	
9 FOREGONE CONCLU	7	14.6m 0.0m (0)	0.2m (0)	2:38.03	30.84s	30.66s	
7 REDS GOOD TO GO	8	15.4m 12.6m (0)	11.6m (0)	2:38.09	30.73s	29.88s	
5 PINK PONDER	9	16.5m 26.4m (1)	15.2m (2)	2:38.18	29.96s	29.70s	
6 RADAR STRIDE	10	21.1m 30.6m (1)	15.8m (3)	2:38.54	29.70s	29.99s	
3 STUNIN MAGIC	11	35.4m 18.4m (1)	11.4m (2)	2:39.65	30.31s	31.37s	
1 MAYWYNS JEWEL	12	58.0m 4.4m (0)	6.6m (0)	2:41.40	31.04s	33.38s	

Finish Position and metres gained from 800m





Home of Australian Harness Sectionals

PJ Harness Analyser Daily Raw Data directly to your inbox

NEW All Victorian Racing added as of 17 January 2022

www.pjdata.com.au
admin@pjdata.com.au
www.facebook.com/PJHarnessRacing



RISE Digital, Harness Racing Australia nor the provider accepts any responsibility for the completeness or accuracy of any of the information contained herein, and makes no representations about its suitability for any particular purpose. Users should make their own judgements about those matters and/or seek independent advice. You assume all risks associated with use of data provided on this page

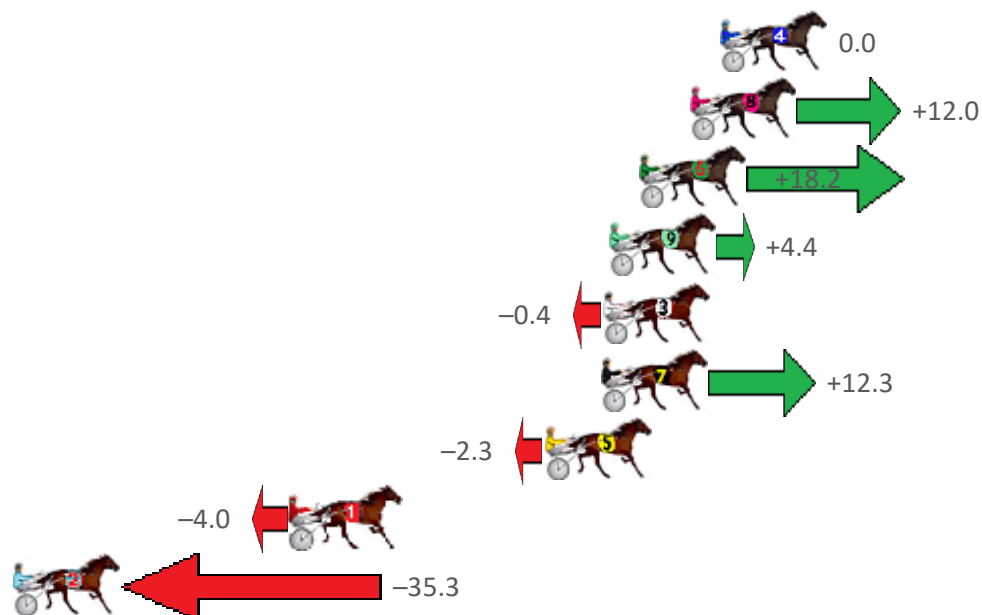
Hobart Race 4 Distance 1609m

Friday, 21 October 2022

Gross Time: 1:59.10 MileRate: 1:59.10 LeadTime: 0.00s First Qtr: 28.20s Second Qtr: 32.60s Third Qtr: 29.30s Fourth Qtr: 29.00s

NoHorse	Plc	Mar	800 Posi	400 Posi	Time	3rd Qtr	4th Qtr
4 EYE SEE DOUBLE	1	0.0m	0.0m (0)	0.0m (0)	1:59.10	29.30s	29.00s
8 STREETSIDE CLASSIC	2	1.2m	13.2m (2)	9.8m (2)	1:59.19	29.05s	28.38s
6 DEBT TILL WE PART	3	3.2m	21.4m (1)	13.8m (2)	1:59.34	28.75s	28.24s
9 MURRY	4	4.4m	8.8m (1)	5.4m (2)	1:59.43	29.05s	28.93s
3 MISTA EAGLE	5	4.6m	4.2m (0)	5.8m (0)	1:59.45	29.42s	28.91s
7 KICK IT TO JACK	6	4.7m	17.0m (1)	9.8m (1)	1:59.46	28.78s	28.63s
5 MISSIN ROCK	7	6.9m	4.6m (1)	5.4m (1)	1:59.63	29.36s	29.11s
1 BOLTNMACH	8	17.0m	13.0m (0)	14.2m (1)	2:00.39	29.39s	29.20s
2 BALDASARRE	9	43.5m	8.2m (0)	12.8m (0)	2:02.41	29.64s	31.21s

Finish Position and metres gained from 800m





Home of Australian Harness Sectionals

PJ Harness Analyser Daily Raw Data directly to your inbox

NEW All Victorian Racing added as of 17 January 2022

www.pjdata.com.au
admin@pjdata.com.au
www.facebook.com/PJHarnessRacing



RISE Digital, Harness Racing Australia nor the provider accepts any responsibility for the completeness or accuracy of any of the information contained herein, and makes no representations about its suitability for any particular purpose. Users should make their own judgements about those matters and/or seek independent advice. You assume all risks associated with use of data provided on this page

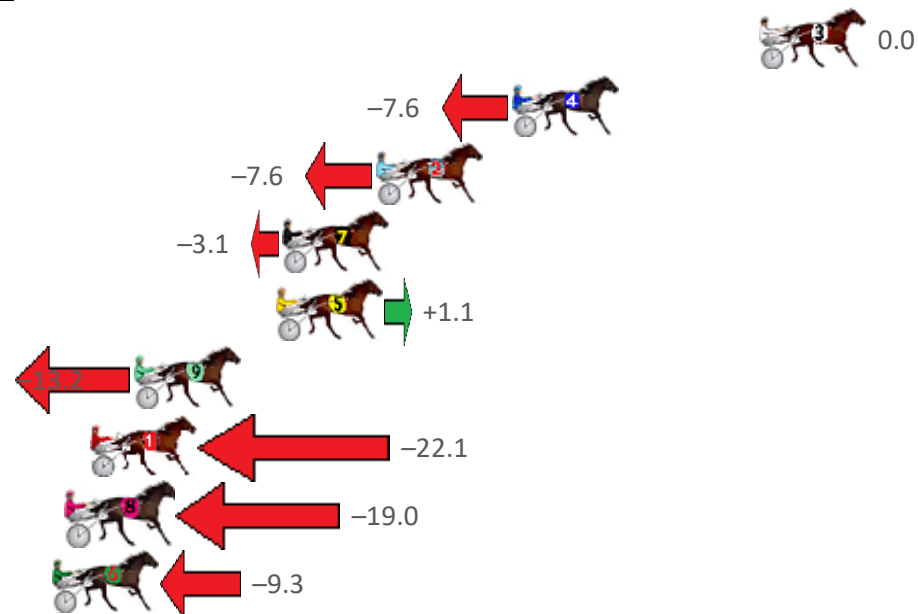
Hobart Race 5 Distance 1609m

Friday, 21 October 2022

Gross Time: 1:57.90 MileRate: 1:57.90 LeadTime: 0.00s First Qtr: 29.00s Second Qtr: 31.60s Third Qtr: 28.80s Fourth Qtr: 28.40s

No Horse	Plc	Mar	800 Posi	400 Posi	Time	3rd Qtr	4th Qtr
3 SZABOLSKI LEIS	1	0.0m	0.0m (0)	0.0m (0)	1:57.90	28.80s	28.40s
4 AUNTY BESSY	2	9.8m	2.2m (1)	2.4m (1)	1:58.63	28.82s	28.92s
2 LALIBELA	3	15.2m	7.6m (1)	8.2m (1)	1:59.03	28.85s	28.89s
7 EUROKING	4	18.9m	15.8m (1)	13.0m (1)	1:59.31	28.60s	28.82s
5 KIKKIMI	5	19.1m	20.2m (1)	17.8m (1)	1:59.32	28.63s	28.49s
9 STAR RULER	6	24.8m	11.6m (1)	11.0m (2)	1:59.75	28.76s	29.37s
1 MAYWYN MACDUFF	7	26.5m	4.4m (0)	5.0m (0)	1:59.88	28.85s	29.92s
8 GRAPHITE STRIDE	8	27.4m	8.4m (0)	10.2m (0)	1:59.94	28.94s	29.61s
6 NOBEER NOMORE	9	34.5m	25.2m (0)	28.0m (0)	2:00.47	29.00s	28.86s

Finish Position and metres gained from 800m





Home of Australian Harness Sectionals

PJ Harness Analyser Daily Raw Data directly to your inbox

NEW All Victorian Racing added as of 17 January 2022

www.pjdata.com.au
admin@pjdata.com.au
www.facebook.com/PJHarnessRacing



RISE Digital, Harness Racing Australia nor the provider accepts any responsibility for the completeness or accuracy of any of the information contained herein, and makes no representations about its suitability for any particular purpose. Users should make their own judgements about those matters and/or seek independent advice. You assume all risks associated with use of data provided on this page

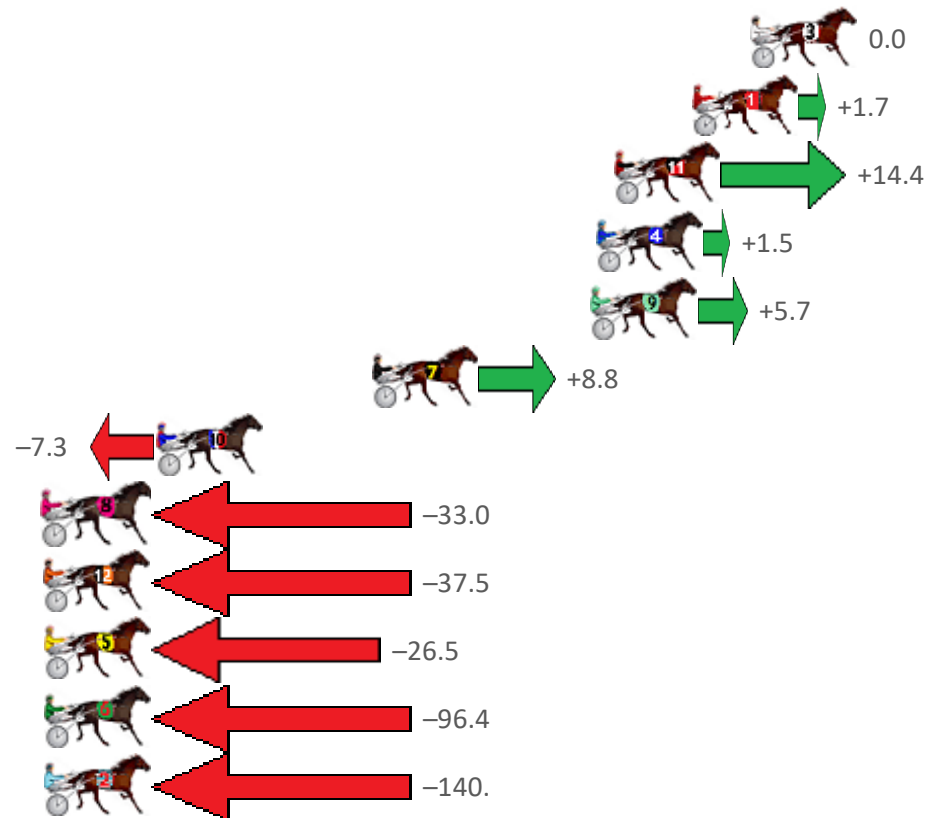
Hobart Race 6 Distance 2090m

Friday, 21 October 2022

Gross Time: 2:34.40 MileRate: 1:58.90 LeadTime: 34.70s First Qtr: 30.30s Second Qtr: 30.60s Third Qtr: 29.40s Fourth Qtr: 29.40s

No Horse	Plc	Mar	800 Posi	400 Posi	Time	3rd Qtr	4th Qtr
3 GORDIEVSKY LEIS	1	0.0m	0.0m (0)	0.0m (0)	2:34.40	29.40s	29.40s
1 KENYA	2	2.3m	4.0m (0)	6.6m (0)	2:34.58	29.59s	29.09s
11 SOUTHSHORE	3	5.4m	19.8m (1)	3.8m (2)	2:34.82	28.23s	29.52s
4 NO NUKES SKIPPER	4	6.1m	7.6m (1)	0.2m (1)	2:34.87	28.86s	29.83s
9 ENDEAVOUR STRIDE	5	6.3m	12.0m (1)	5.8m (1)	2:34.89	28.95s	29.44s
7 ONEOFTELADS	6	15.0m	23.8m (1)	17.8m (1)	2:35.56	28.96s	29.20s
10 MAJOR ASSASSIN	7	23.5m	16.2m (1)	13.0m (1)	2:36.21	29.17s	30.17s
8 KIAVINO STRIDE	8	41.8m	8.8m (0)	35.8m (0)	2:37.62	31.37s	29.84s
12 JACKS N JAZZ	9	50.5m	13.0m (0)	40.6m (0)	2:38.29	31.42s	30.12s
5 MARSDEN HEIGHTS	10	54.3m	27.8m (1)	26.4m (0)	2:38.59	29.30s	31.44s
6 MACHS MARETA	11	113.8m	17.4m (0)	53.0m (0)	2:43.17	32.00s	33.84s
2 VAN NIEKERK	12	144.3m	3.6m (1)	41.6m (1)	2:45.52	32.18s	36.91s

Finish Position and metres gained from 800m



Home of Australian Harness Sectionals

PJ Harness Analyser Daily Raw Data directly to your inbox

NEW All Victorian Racing added as of 17 January 2022

www.pjdata.com.au
admin@pjdata.com.au
www.facebook.com/PJHarnessRacing

RISE Digital, Harness Racing Australia nor the provider accepts any responsibility for the completeness or accuracy of any of the information contained herein, and makes no representations about its suitability for any particular purpose. Users should make their own judgements about those matters and/or seek independent advice. You assume all risks associated with use of data provided on this page

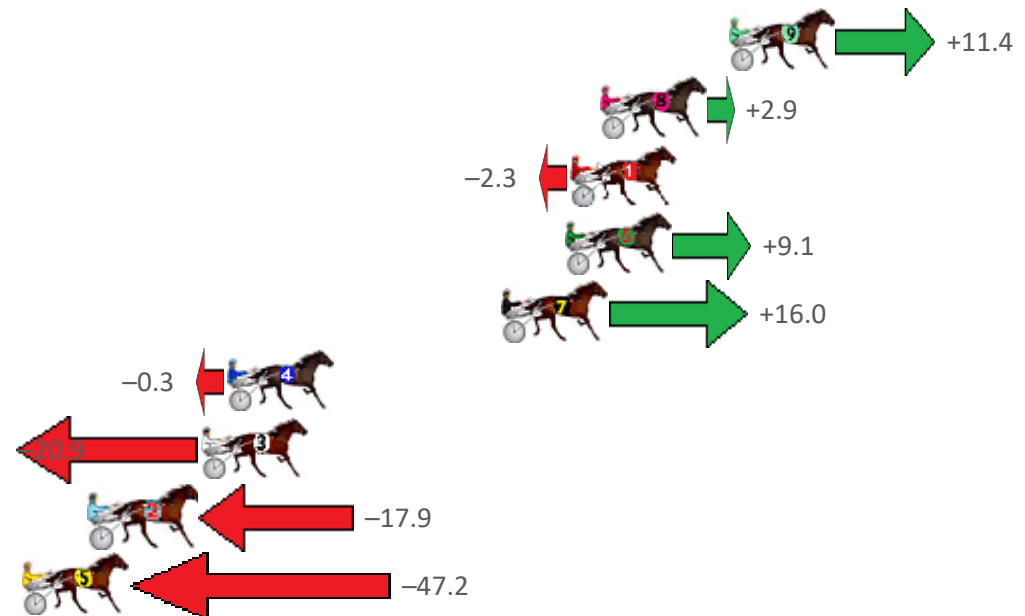
Hobart Race 7 Distance 2090m

Friday, 21 October 2022

Gross Time: 2:35.60 MileRate: 1:59.80 LeadTime: 35.90s First Qtr: 30.90s Second Qtr: 29.90s Third Qtr: 29.10s Fourth Qtr: 29.80s

No Horse	Plc	Mar	800 Posi	400 Posi	Time	3rd Qtr	4th Qtr
9 WHERE YA BIN	1	0.0m	11.4m (1)	0.8m (2)	2:35.60	28.32s	29.74s
8 MAJOR LESTER	2	5.1m	8.0m (0)	5.4m (1)	2:36.00	28.91s	29.78s
1 MONTANA LAD	3	6.3m	4.0m (0)	4.2m (0)	2:36.09	29.11s	29.96s
6 ROCK ON PLAYBOY	4	6.5m	15.6m (1)	5.8m (2)	2:36.11	28.38s	29.85s
7 OUR BALOU	5	9.0m	25.0m (1)	8.0m (3)	2:36.30	27.85s	29.87s
4 CHRISTIAN MAJOR	6	19.9m	19.6m (1)	10.6m (0)	2:37.15	28.43s	30.49s
3 DEADLY ASSASSIN	7	20.9m	0.0m (0)	0.0m (0)	2:37.23	29.08s	31.35s
2 HENRY HU	8	25.3m	7.4m (1)	1.2m (1)	2:37.58	28.63s	31.59s
5 EARL JUJON	9	62.8m	15.6m (0)	18.0m (0)	2:40.50	29.24s	33.12s

Finish Position and metres gained from 800m





Home of Australian Harness Sectionals

PJ Harness Analyser Daily Raw Data directly to your inbox

NEW All Victorian Racing added as of 17 January 2022

www.pjdata.com.au
admin@pjdata.com.au
www.facebook.com/PJHarnessRacing



RISE Digital, Harness Racing Australia nor the provider accepts any responsibility for the completeness or accuracy of any of the information contained herein, and makes no representations about its suitability for any particular purpose. Users should make their own judgements about those matters and/or seek independent advice. You assume all risks associated with use of data provided on this page

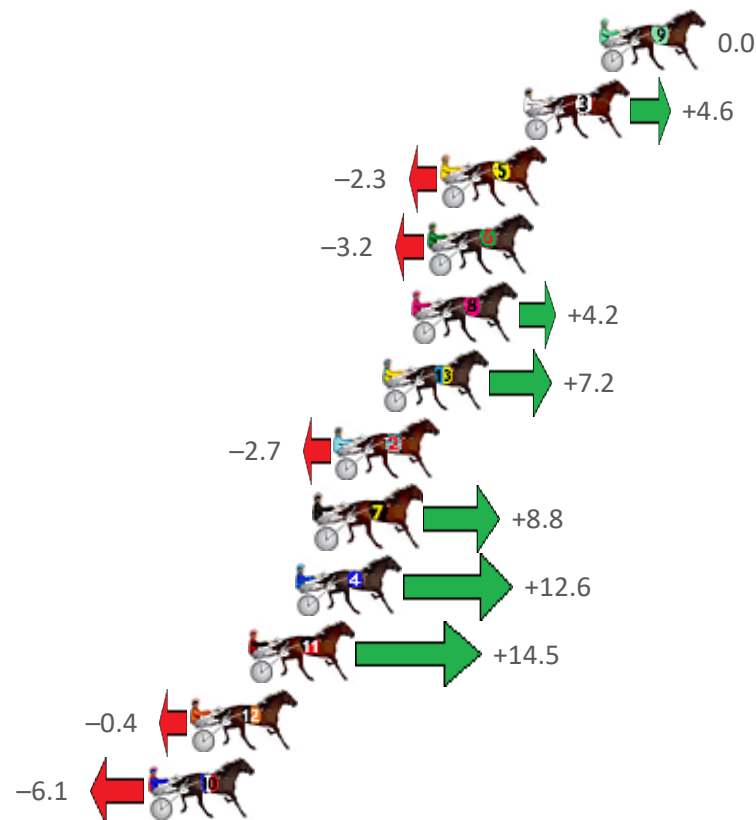
Hobart Race 8 Distance 1609m

Friday, 21 October 2022

Gross Time: 2:01.10 MileRate: 2:01.10 LeadTime: 0.00s First Qtr: 31.20s Second Qtr: 30.50s Third Qtr: 29.90s Fourth Qtr: 29.50s

No Horse	Plc	Mar	800 Posi	400 Posi	Time	3rd Qtr	4th Qtr
9 THE DUDE	1	0.0m	0.0m (0)	0.0m (0)	2:01.10	29.90s	29.50s
3 GUIDO DA SIENA	2	3.0m	7.6m (1)	6.8m (1)	2:01.33	29.84s	29.22s
5 LAVROS MIDAS TOU	3	6.3m	4.0m (0)	4.6m (0)	2:01.59	29.95s	29.62s
6 LIFE OF BRIAN	4	6.8m	3.6m (1)	2.4m (1)	2:01.63	29.81s	29.82s
8 BEE SEVENTEEN	5	7.4m	11.6m (0)	11.2m (1)	2:01.67	29.87s	29.22s
13 TARLETON RILEY	6	8.6m	15.8m (0)	16.4m (0)	2:01.77	29.94s	28.93s
2 DAPPER	7	10.5m	7.8m (0)	9.4m (0)	2:01.91	30.02s	29.58s
7 SMOOTH DEAL	8	11.2m	20.0m (0)	21.0m (0)	2:01.97	29.97s	28.78s
4 SPOT ON	9	12.0m	24.6m (1)	16.8m (1)	2:02.03	29.32s	29.15s
11 PRIDDY SUBLIME	10	13.9m	28.4m (1)	8.6m (3)	2:02.17	28.44s	29.89s
12 NERO STRIDE	11	16.2m	15.8m (1)	9.4m (2)	2:02.35	29.43s	30.00s
10 PLEASE SHUDDUP	12	17.9m	11.8m (1)	5.4m (2)	2:02.48	29.43s	30.42s

Finish Position and metres gained from 800m





Home of Australian Harness Sectionals

PJ Harness Analyser Daily Raw Data directly to your inbox

NEW All Victorian Racing added as of 17 January 2022

www.pjdata.com.au
admin@pjdata.com.au
www.facebook.com/PJHarnessRacing



RISE Digital, Harness Racing Australia nor the provider accepts any responsibility for the completeness or accuracy of any of the information contained herein, and makes no representations about its suitability for any particular purpose. Users should make their own judgements about those matters and/or seek independent advice. You assume all risks associated with use of data provided on this page