

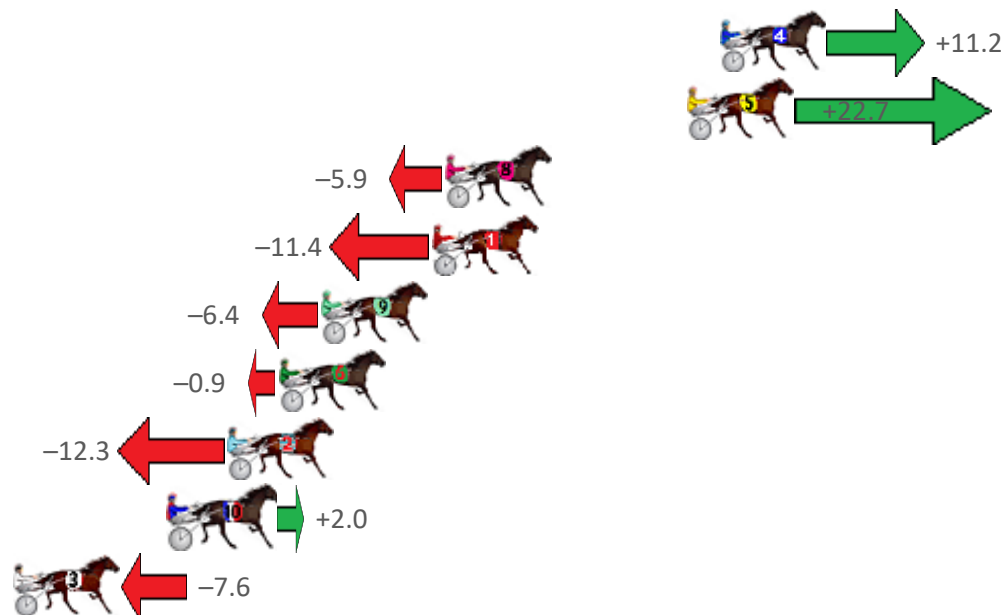
Hobart Race 1 Distance 1609m

Sunday, 9 October 2022

Gross Time: 1:59.90 MileRate: 1:59.90 LeadTime: 0.00s First Qtr: 28.30s Second Qtr: 30.90s Third Qtr: 29.40s Fourth Qtr: 31.30s

No Horse	Plc	Mar	800 Posi	400 Posi	Time	3rd Qtr	4th Qtr
4 ASHANTE QUEEN	1	0.0m	11.2m (1)	1.0m (1)	1:59.90	28.63s	31.22s
5 MOTH HUNTER	2	1.3m	24.0m (0)	15.4m (0)	2:00.01	28.78s	30.20s
8 GIGI I GOT THIS	3	10.9m	5.0m (0)	4.4m (0)	2:00.79	29.34s	31.81s
1 PROMISE STRIDE	4	11.4m	0.0m (0)	0.0m (0)	2:00.83	29.37s	32.19s
9 IDEN BEEJAY	5	15.8m	9.4m (0)	9.4m (0)	2:01.19	29.38s	31.80s
6 IMHOOKED	6	17.5m	16.6m (0)	12.2m (1)	2:01.33	29.06s	31.71s
2 PEANUT SUTTER	7	19.5m	7.2m (1)	7.4m (1)	2:01.50	29.39s	32.24s
10 GUENEVERES ANGEL	8	21.8m	23.8m (2)	13.6m (2)	2:01.68	28.61s	31.94s
3 BOBBIE ADDISON	9	28.2m	20.6m (1)	21.2m (0)	2:02.21	29.43s	31.84s

Finish Position and metres gained from 800m





Home of Australian Harness Sectionals

PJ Harness Analyser Daily Raw Data directly to your inbox

NEW All Victorian Racing added as of 17 January 2022

www.pjdata.com.au
admin@pjdata.com.au
www.facebook.com/PJHarnessRacing



RISE Digital, Harness Racing Australia nor the provider accepts any responsibility for the completeness or accuracy of any of the information contained herein, and makes no representations about its suitability for any particular purpose. Users should make their own judgements about those matters and/or seek independent advice. You assume all risks associated with use of data provided on this page


Hobart Race 2 Distance 2090m

Sunday, 9 October 2022

Gross Time: 2:32.90 MileRate: 1:57.70 LeadTime: 33.60s First Qtr: 29.70s Second Qtr: 29.20s Third Qtr: 28.90s Fourth Qtr: 31.50s

No Horse	Plc	Mar	800 Posi	400 Posi	Time	3rd Qtr	4th Qtr
8 JACK JAMES	1	0.0m	15.4m (0)	16.2m (0)	2:32.90	29.01s	30.23s
6 SEAL THE DESTINY	2	6.9m	0.0m (0)	0.0m (0)	2:33.47	28.88s	32.04s
2 COOLHAND EASTON	3	7.5m	4.8m (0)	5.8m (0)	2:33.52	28.97s	31.63s
10 MAJOR LESTER	4	21.2m	20.4m (2)	8.6m (2)	2:34.64	27.97s	32.49s
4 THE DEMOCRAT	5	22.1m	24.4m (1)	20.6m (2)	2:34.72	28.61s	31.62s
13 MOST PERFECT MAJ	6	25.4m	29.6m (2)	26.0m (2)	2:34.99	28.63s	31.45s
1 CHEDDAR VALLEY	7	27.0m	11.6m (0)	19.4m (1)	2:35.12	29.46s	32.10s
11 FORGOT THE WALLE	8	28.6m	24.8m (2)	13.2m (2)	2:35.25	27.98s	32.71s
3 HEZ RAZOR SHARP	9	29.4m	6.4m (1)	9.6m (1)	2:35.32	29.08s	33.05s
7 CASTLE RETREAT	10	37.1m	2.0m (1)	5.6m (1)	2:35.95	29.07s	33.97s
12 MAGIC PEBBLES	11	41.2m	21.0m (0)	28.2m (0)	2:36.29	29.40s	32.52s
9 ENDEAVOUR STRIDE	12	49.4m	16.2m (1)	23.6m (1)	2:36.97	29.37s	33.52s

Finish Position and metres gained from 800m





Home of Australian Harness Sectionals

PJ Harness Analyser Daily Raw Data directly to your inbox

NEW All Victorian Racing added as of 17 January 2022

www.pjdata.com.au
admin@pjdata.com.au
www.facebook.com/PJHarnessRacing



RISE Digital, Harness Racing Australia nor the provider accepts any responsibility for the completeness or accuracy of any of the information contained herein, and makes no representations about its suitability for any particular purpose. Users should make their own judgements about those matters and/or seek independent advice. You assume all risks associated with use of data provided on this page


Hobart Race 3 Distance 2090m

Sunday, 9 October 2022

Gross Time: 2:34.50 MileRate: 1:58.90 LeadTime: 33.90s First Qtr: 30.80s Second Qtr: 30.50s Third Qtr: 28.80s Fourth Qtr: 30.50s

No Horse	Plc	Mar	800 Posi	400 Posi	Time	3rd Qtr	4th Qtr
7 SHARMEY	1	0.0m	19.0m (2)	17.0m (2)	2:34.50	28.69s	29.21s
1 WHERE YA BIN	2	2.8m	8.0m (0)	8.8m (0)	2:34.72	28.87s	30.05s
2 DONNY IN PARIS	3	3.3m	4.0m (0)	4.6m (0)	2:34.76	28.85s	30.40s
3 KIAVINO STRIDE	4	8.5m	0.0m (0)	0.0m (0)	2:35.18	28.78s	31.14s
13 KENYA	5	9.3m	14.4m (1)	14.4m (1)	2:35.24	28.81s	30.11s
8 CAPTAIN COSMONA	6	10.0m	12.2m (0)	12.8m (0)	2:35.30	28.85s	30.29s
6 NERO STRIDE	7	12.3m	16.4m (0)	17.0m (0)	2:35.48	28.85s	30.14s
10 DEBT TILL WE PART	8	12.4m	10.4m (2)	9.4m (2)	2:35.49	28.72s	30.73s
9 SOUTHSORE	9	13.7m	9.6m (1)	10.0m (1)	2:35.59	28.82s	30.78s
5 MURRY	10	15.3m	5.4m (1)	6.0m (1)	2:35.72	28.82s	31.21s
4 IFBUTZANDMAYBES	11	25.9m	18.8m (1)	19.2m (1)	2:36.57	28.82s	31.01s
11 BEAST MODE	12	27.6m	14.2m (2)	12.4m (3)	2:36.70	28.64s	31.65s

Finish Position and metres gained from 800m





Home of Australian Harness Sectionals

PJ Harness Analyser Daily Raw Data directly to your inbox

NEW All Victorian Racing added as of 17 January 2022

www.pjdata.com.au
admin@pjdata.com.au
www.facebook.com/PJHarnessRacing



RISE Digital, Harness Racing Australia nor the provider accepts any responsibility for the completeness or accuracy of any of the information contained herein, and makes no representations about its suitability for any particular purpose. Users should make their own judgements about those matters and/or seek independent advice. You assume all risks associated with use of data provided on this page

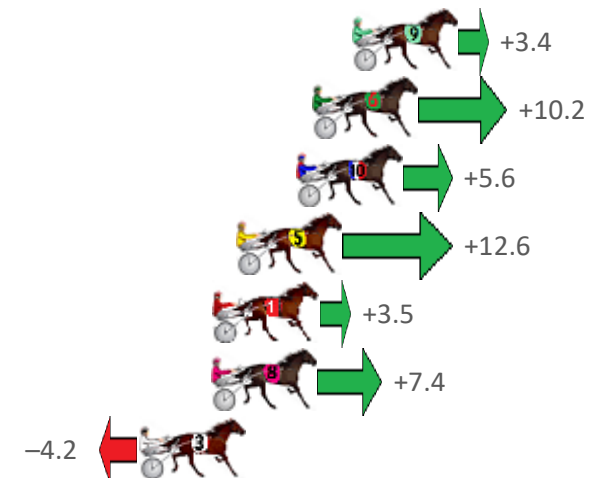
Hobart Race 4 Distance 2090m

Sunday, 9 October 2022

Gross Time: 2:35.20 MileRate: 1:59.50 LeadTime: 34.40s First Qtr: 32.10s Second Qtr: 31.00s Third Qtr: 29.00s Fourth Qtr: 28.70s

No Horse	Plc	Mar	800 Posi	400 Posi	Time	3rd Qtr	4th Qtr
9 SUNNY SANZ	1	0.0m	3.4m (1)	0.2m (1)	2:35.20	28.77s	28.69s
6 YOUNG ROOSTER	2	1.6m	11.8m (1)	9.4m (1)	2:35.32	28.82s	28.14s
10 DIAMONDS N CASH	3	2.2m	7.8m (1)	5.0m (1)	2:35.37	28.80s	28.50s
5 AHA REACTION	4	4.6m	17.2m (0)	16.2m (1)	2:35.55	28.92s	27.87s
1 LOCKAWAY KACIE	5	5.5m	9.0m (0)	8.6m (0)	2:35.61	28.97s	28.48s
8 CULLENBURN	6	5.6m	13.0m (0)	12.2m (0)	2:35.62	28.94s	28.23s
3 EUREKA	7	8.4m	4.2m (0)	4.2m (0)	2:35.83	29.00s	29.00s
2 KOHANAHA	8	21.2m	0.0m (0)	0.0m (0)	2:36.80	29.01s	30.21s
7 ISAAC	9	26.0m	16.2m (1)	13.8m (2)	2:37.16	28.83s	29.57s

Finish Position and metres gained from 800m





Home of Australian Harness Sectionals

PJ Harness Analyser Daily Raw Data directly to your inbox

NEW All Victorian Racing added as of 17 January 2022

www.pjdata.com.au
admin@pjdata.com.au
www.facebook.com/PJHarnessRacing



RISE Digital, Harness Racing Australia nor the provider accepts any responsibility for the completeness or accuracy of any of the information contained herein, and makes no representations about its suitability for any particular purpose. Users should make their own judgements about those matters and/or seek independent advice. You assume all risks associated with use of data provided on this page


Hobart Race 5 Distance 2090m

Sunday, 9 October 2022

Gross Time: 2:33.40 MileRate: 1:58.20 LeadTime: 34.20s First Qtr: 30.50s Second Qtr: 29.50s Third Qtr: 29.00s Fourth Qtr: 30.20s

NoHorse	Plc	Mar	800 Posi	400 Posi	Time	3rd Qtr	4th Qtr
11 LYNRYD SKYNRYD	1	0.0m	0.0m (0)	0.0m (0)	2:33.40	29.00s	30.20s
2 SPORTS ILLUSTRATO	2	15.7m	8.8m (0)	15.6m (0)	2:34.64	29.50s	30.21s
12 GORDIEVSKY LEIS	3	22.3m	24.0m (2)	17.8m (2)	2:35.16	28.54s	30.54s
7 CAROLS JUDGE	4	27.3m	4.2m (0)	11.2m (0)	2:35.56	29.49s	31.41s
3 SHAUN TO THE MAX	5	29.6m	14.2m (0)	19.4m (0)	2:35.74	29.37s	30.97s
13 GALAXY DANCER	6	35.5m	23.8m (1)	25.8m (2)	2:36.21	29.13s	30.93s
1 HALIS BOY	7	46.4m	20.4m (0)	29.4m (0)	2:37.07	29.64s	31.48s
8 ALL FOR DAVE	8	53.4m	5.4m (1)	16.2m (1)	2:37.62	29.74s	32.99s
4 MAYLEEJAE EAGLE	9	57.6m	10.0m (1)	20.4m (1)	2:37.95	29.71s	32.99s
9 STAROFREMEMBRA	10	58.5m	19.0m (1)	30.2m (1)	2:38.03	29.78s	32.32s
10 BETTERTHANFETTA	11	60.3m	19.8m (2)	33.2m (2)	2:38.17	29.95s	32.23s
5 POPNPENNIES	12	72.7m	24.8m (0)	50.0m (0)	2:39.15	30.82s	31.90s

Finish Position and metres gained from 800m





Home of Australian Harness Sectionals

PJ Harness Analyser Daily Raw Data directly to your inbox

NEW All Victorian Racing added as of 17 January 2022

www.pjdata.com.au
admin@pjdata.com.au
www.facebook.com/PJHarnessRacing



RISE Digital, Harness Racing Australia nor the provider accepts any responsibility for the completeness or accuracy of any of the information contained herein, and makes no representations about its suitability for any particular purpose. Users should make their own judgements about those matters and/or seek independent advice. You assume all risks associated with use of data provided on this page

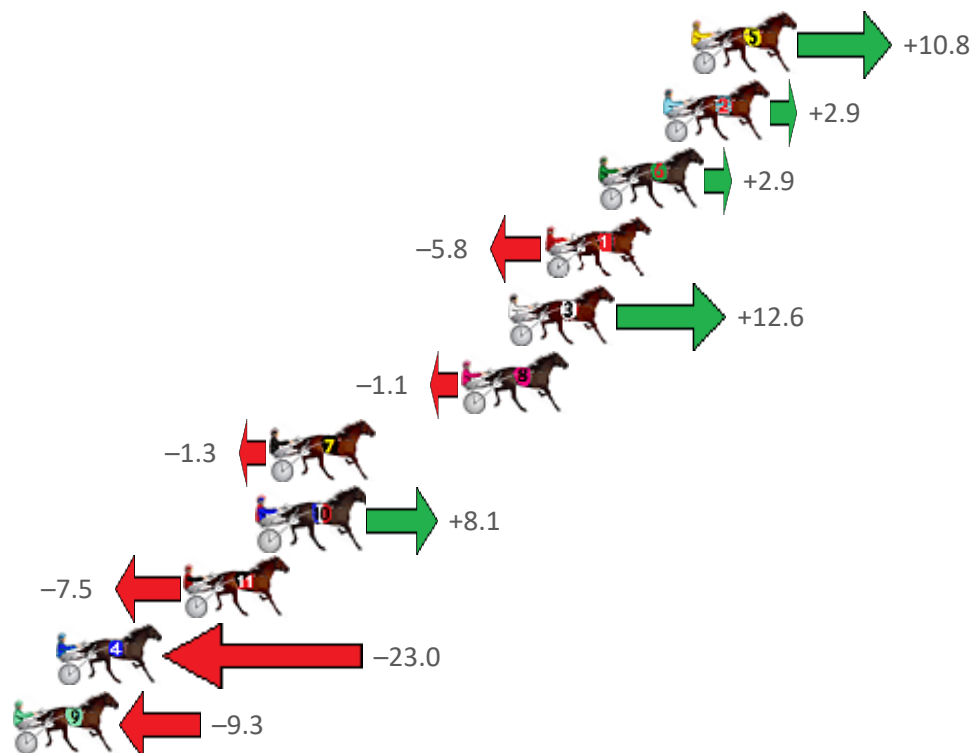
Hobart Race 6 Distance 2090m

Sunday, 9 October 2022

Gross Time: 2:33.10 MileRate: 1:57.90 LeadTime: 33.80s First Qtr: 30.00s Second Qtr: 30.70s Third Qtr: 29.20s Fourth Qtr: 29.40s

No Horse	Plc	Mar	800 Posi	400 Posi	Time	3rd Qtr	4th Qtr
5 MONTANA FLASH	1	0.0m	10.8m (1)	6.4m (2)	2:33.10	28.88s	28.93s
2 PUNTARNO STRIDE	2	1.1m	4.0m (0)	3.8m (0)	2:33.18	29.19s	29.20s
6 BUSTER WILLIAM	3	3.7m	6.6m (1)	2.2m (2)	2:33.39	28.88s	29.51s
1 JAWBREAKER	4	5.8m	0.0m (0)	0.0m (0)	2:33.55	29.20s	29.82s
3 IYLAC BEACH	5	7.2m	19.8m (1)	11.2m (1)	2:33.66	28.57s	29.11s
8 OUR BALOU	6	9.1m	8.0m (0)	7.0m (1)	2:33.80	29.13s	29.55s
7 ROCK ON PLAYBOY	7	16.7m	15.4m (1)	11.0m (2)	2:34.39	28.88s	29.82s
10 WE SALUTE YOU	8	17.1m	25.2m (1)	15.6m (2)	2:34.42	28.50s	29.51s
11 MAJOR GENERALJUJ	9	20.1m	12.6m (0)	11.0m (0)	2:34.65	29.08s	30.07s
4 ROCKNOVERTIME	10	25.2m	2.2m (1)	3.0m (1)	2:35.04	29.25s	31.02s
9 TAROONA BROMAC	11	26.9m	17.6m (0)	15.8m (1)	2:35.17	29.07s	30.21s

Finish Position and metres gained from 800m





Home of Australian Harness Sectionals

PJ Harness Analyser Daily Raw Data directly to your inbox

NEW All Victorian Racing added as of 17 January 2022

www.pjdata.com.au
admin@pjdata.com.au
www.facebook.com/PJHarnessRacing



RISE Digital, Harness Racing Australia nor the provider accepts any responsibility for the completeness or accuracy of any of the information contained herein, and makes no representations about its suitability for any particular purpose. Users should make their own judgements about those matters and/or seek independent advice. You assume all risks associated with use of data provided on this page

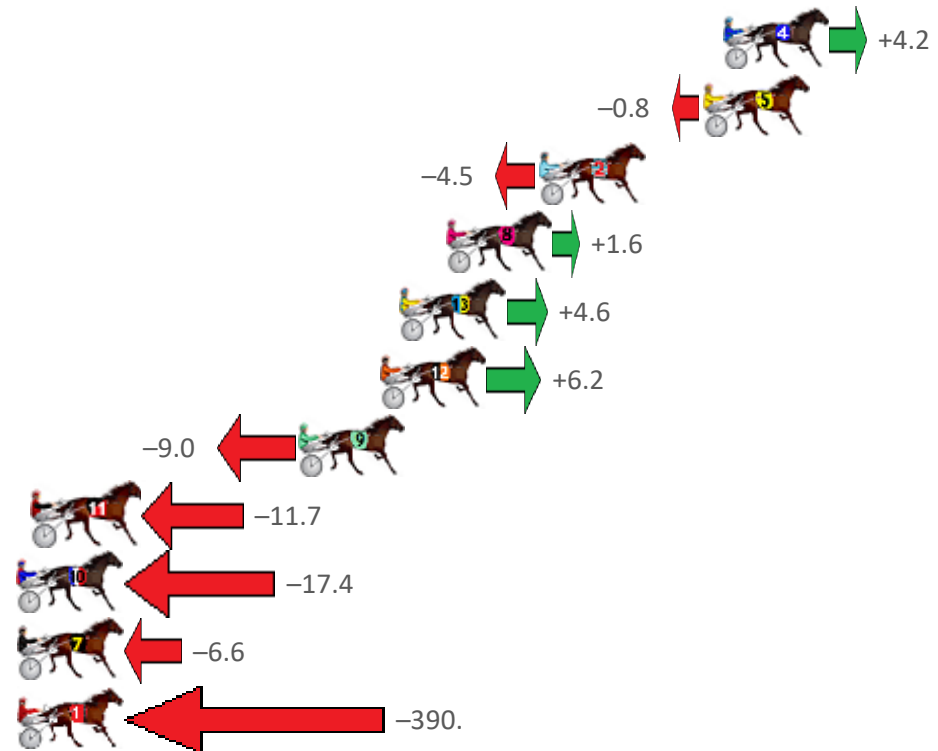
Hobart Race 7 Distance 1609m

Sunday, 9 October 2022

Gross Time: 1:59.50 MileRate: 1:59.50 LeadTime: 0.00s First Qtr: 28.90s Second Qtr: 31.80s Third Qtr: 29.60s Fourth Qtr: 29.10s

No Horse	Plc	Mar	800 Posi	400 Posi	Time	3rd Qtr	4th Qtr
4 LESYA	1	0.0m	4.2m (0)	4.2m (0)	1:59.50	29.60s	28.80s
5 PRIDY SUBLINE	2	0.8m	0.0m (0)	0.0m (0)	1:59.56	29.60s	29.16s
2 LOOBY LOMBO	3	7.3m	2.8m (1)	1.8m (1)	2:00.06	29.53s	29.50s
8 WITH REVENGE	4	11.0m	12.6m (0)	14.4m (0)	2:00.34	29.73s	28.85s
13 MACHS MARETA	5	12.8m	17.4m (0)	20.4m (0)	2:00.48	29.81s	28.55s
12 QUEENOFDANCE	6	13.6m	19.8m (1)	10.0m (2)	2:00.54	28.89s	29.36s
9 MISSIN ROCK	7	16.8m	7.8m (1)	7.4m (1)	2:00.78	29.58s	29.78s
11 TRUE STEPPER	8	27.3m	15.6m (1)	15.6m (1)	2:01.58	29.61s	29.95s
10 CINOCAL JAMANE	9	29.0m	11.6m (1)	11.6m (1)	2:01.71	29.61s	30.36s
7 SAFE JEWELS	10	30.8m	24.2m (1)	19.8m (1)	2:01.85	29.29s	29.90s
1 BLACKBIRD MISS	11	398.6m	8.2m (0)	9.0m (0)	2:29.93	29.90s	57.28s

Finish Position and metres gained from 800m





Home of Australian Harness Sectionals

PJ Harness Analyser Daily Raw Data directly to your inbox

NEW All Victorian Racing added as of 17 January 2022

www.pjdata.com.au
admin@pjdata.com.au
www.facebook.com/PJHarnessRacing



RISE Digital, Harness Racing Australia nor the provider accepts any responsibility for the completeness or accuracy of any of the information contained herein, and makes no representations about its suitability for any particular purpose. Users should make their own judgements about those matters and/or seek independent advice. You assume all risks associated with use of data provided on this page

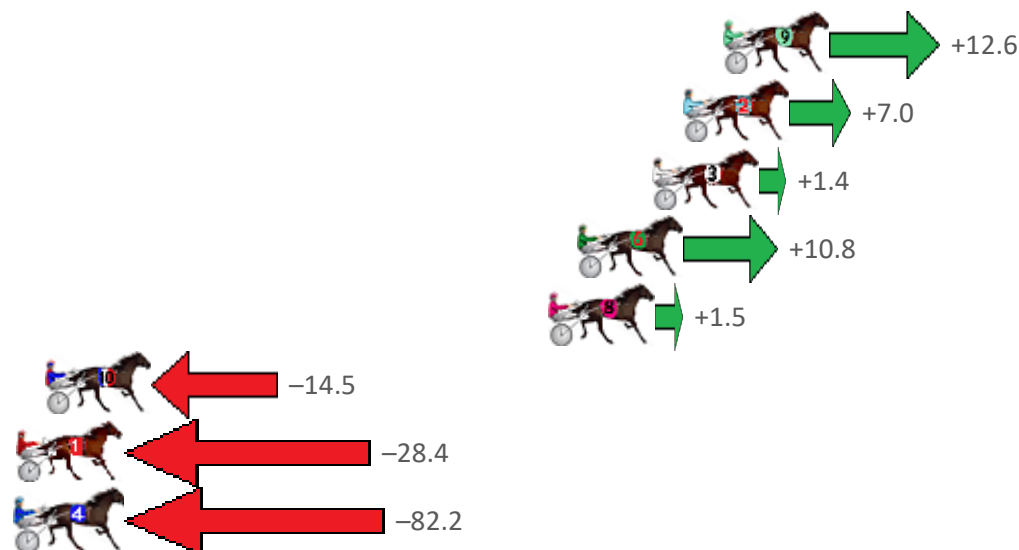
Hobart Race 8 Distance 2090m

Sunday, 9 October 2022

Gross Time: 2:35.40 MileRate: 1:59.60 LeadTime: 33.10s First Qtr: 30.40s Second Qtr: 30.90s Third Qtr: 30.60s Fourth Qtr: 30.40s

No Horse	Plc	Mar	800 Posi	400 Posi	Time	3rd Qtr	4th Qtr
9 WHEY BETTER	1	0.0m	12.6m (2)	5.0m (2)	2:35.40	30.02s	30.02s
2 VIGOROSO	2	1.6m	8.6m (2)	0.0m (1)	2:35.53	29.95s	30.52s
3 FOREGONE CONCLU	3	2.8m	4.2m (0)	0.0m (0)	2:35.62	30.28s	30.61s
6 TO THE LOOKOUT	4	5.8m	16.6m (1)	9.8m (2)	2:35.86	30.08s	30.10s
8 HURRICANE ROCK	5	6.9m	8.4m (0)	4.8m (1)	2:35.95	30.33s	30.56s
10 SPOT ON	6	26.9m	12.4m (0)	9.8m (0)	2:37.54	30.41s	31.69s
1 TEE JAY CEE	7	28.4m	0.0m (0)	5.0m (0)	2:37.66	30.98s	32.17s
4 SEA HAWKE	8	87.6m	5.4m (1)	35.0m (0)	2:42.37	32.86s	34.38s

Finish Position and metres gained from 800m





Home of Australian Harness Sectionals

PJ Harness Analyser Daily Raw Data directly to your inbox

NEW All Victorian Racing added as of 17 January 2022

www.pjdata.com.au
admin@pjdata.com.au
www.facebook.com/PJHarnessRacing



RISE Digital, Harness Racing Australia nor the provider accepts any responsibility for the completeness or accuracy of any of the information contained herein, and makes no representations about its suitability for any particular purpose. Users should make their own judgements about those matters and/or seek independent advice. You assume all risks associated with use of data provided on this page

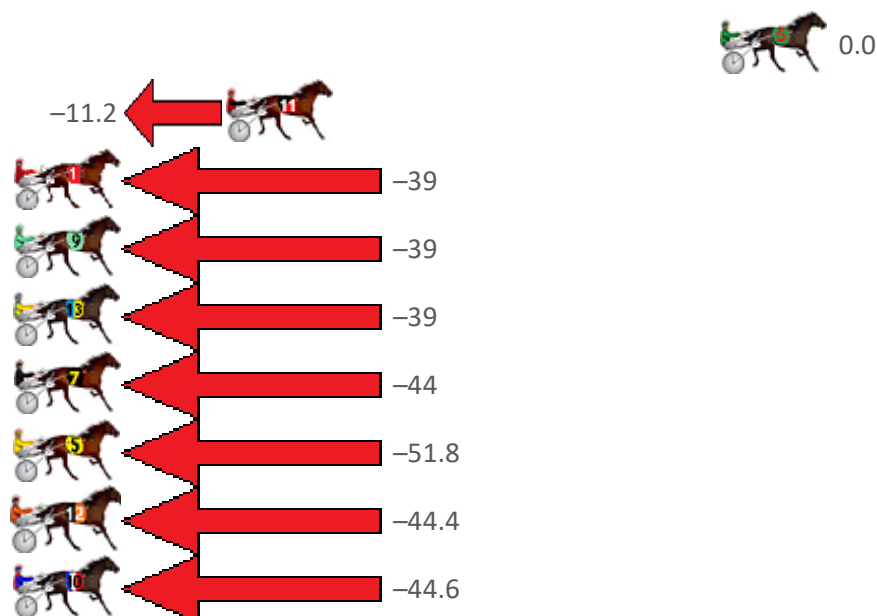
Hobart Race 9 Distance 2090m

Sunday, 9 October 2022

Gross Time: 2:35.00 MileRate: 1:59.30 LeadTime: 35.20s First Qtr: 31.30s Second Qtr: 29.50s Third Qtr: 28.80s Fourth Qtr: 30.20s

No Horse	Plc	Mar	800 Posi	400 Posi	Time	3rd Qtr	4th Qtr
6 TURQUOISE STRIDE	1	0.0m	0.0m (0)	0.0m (0)	2:35.00	28.80s	30.20s
11 MY CELEBRITY	2	19.6m	8.4m (0)	16.0m (0)	2:36.55	29.35s	30.47s
1 PAWNBROKERS LAD	3	43.6m	4.6m (0)	12.2m (0)	2:38.45	29.30s	32.56s
9 EYE SEE DOUBLE	4	46.7m	8.2m (2)	15.8m (2)	2:38.69	29.30s	32.52s
13 KING OF COOL	5	51.5m	13.2m (1)	26.6m (1)	2:39.07	29.74s	32.07s
7 MACH ANGELO	6	53.3m	9.4m (1)	22.6m (1)	2:39.21	29.71s	32.50s
5 MAYWYN MACDUFF	7	56.8m	5.0m (1)	18.6m (1)	2:39.49	29.73s	33.07s
12 BRIAN WHO	8	57.0m	12.6m (0)	22.0m (0)	2:39.51	29.43s	32.83s
10 SLINGSHOT	9	57.2m	12.6m (2)	23.0m (2)	2:39.52	29.50s	32.77s

Finish Position and metres gained from 800m





Home of Australian Harness Sectionals

PJ Harness Analyser

Daily Raw Data directly to your inbox

NEW All Victorian Racing added as of 17 January 2022

www.pjdata.com.au
admin@pjdata.com.au
www.facebook.com/PJHarnessRacing



RISE Digital, Harness Racing Australia nor the provider accepts any responsibility for the completeness or accuracy of any of the information contained herein, and makes no representations about its suitability for any particular purpose. Users should make their own judgements about those matters and/or seek independent advice. You assume all risks associated with use of data provided on this page