

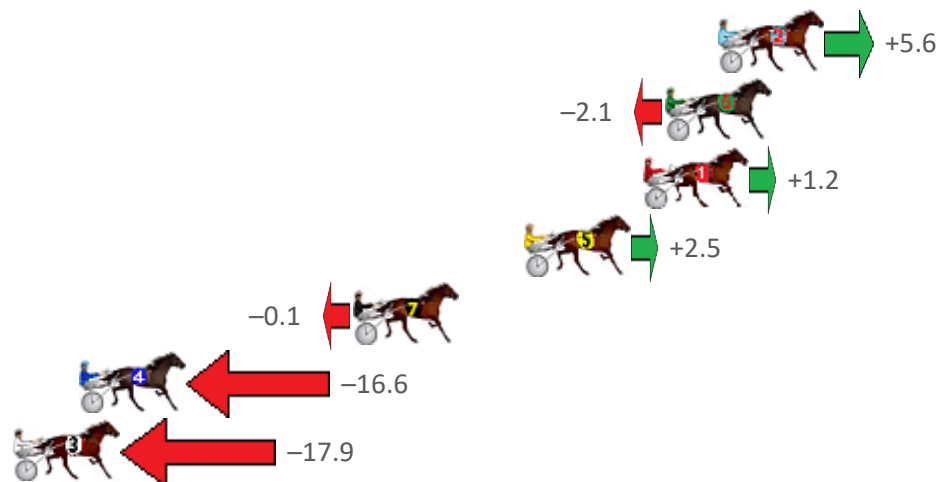
Launceston Race 1 Distance 1680m

Sunday, 18 September 2022

Gross Time: 2:06.30 MileRate: 2:01.00 LeadTime: 5.00s First Qtr: 30.00s Second Qtr: 31.80s Third Qtr: 30.90s Fourth Qtr: 28.60s

No Horse	Plc	Mar	800 Posi	400 Posi	Time	3rd Qtr	4th Qtr
2 GYPSY AMOUR	1	0.0m	5.6m (1)	0.4m (1)	2:06.30	30.51s	28.57s
6 GIGI I GOT THIS	2	2.1m	0.0m (0)	0.0m (0)	2:06.46	30.91s	28.75s
1 PROMISE STRIDE	3	3.0m	4.2m (0)	4.2m (0)	2:06.53	30.90s	28.51s
5 ART HUNTSMAN	4	7.7m	10.2m (1)	3.6m (2)	2:06.88	30.42s	28.89s
7 IMHOOKED	5	14.5m	14.4m (0)	13.4m (0)	2:07.39	30.83s	28.68s
4 IDEN BEEJAY	6	25.4m	8.8m (0)	8.8m (0)	2:08.21	30.95s	29.78s
3 WAVES STRIDE	7	33.5m	15.6m (1)	12.4m (1)	2:08.82	30.72s	30.10s

Finish Position and metres gained from 800m





Home of PJ Harness Analyser

Want to know how successful PJ Harness Analyser is?
Click here for regular updates

www.pjdata.com.au
admin@pjdata.com.au
www.facebook.com/PJHarnessRacing



RISE Digital, Harness Racing Australia nor the provider accepts any responsibility for the completeness or accuracy of any of the information contained herein, and makes no representations about its suitability for any particular purpose. Users should make their own judgements about those matters and/or seek independent advice. You assume all risks associated with use of data provided on this page

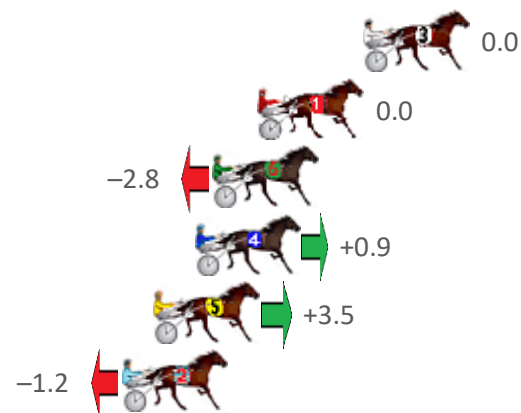
Launceston Race 2 Distance 2200m

Sunday, 18 September 2022

Gross Time: 2:47.90 MileRate: 2:02.80 LeadTime: 47.40s First Qtr: 32.30s Second Qtr: 31.80s Third Qtr: 28.90s Fourth Qtr: 27.50s

No Horse	Plc	Mar	800 Posi	400 Posi	Time	3rd Qtr	4th Qtr
3 BE MAJOR THREAT	1	0.0m	0.0m (0)	0.0m (0)	2:47.90	28.90s	27.50s
1 COLBY SANZ	2	4.2m	4.2m (0)	5.6m (0)	2:48.20	29.00s	27.40s
6 THE SHALLOWS	3	6.0m	3.2m (1)	2.4m (1)	2:48.33	28.85s	27.75s
4 DIAMONDS N CASH	4	6.7m	7.6m (1)	7.6m (1)	2:48.38	28.90s	27.44s
5 YOUNG ROOSTER	5	8.3m	11.8m (1)	11.8m (1)	2:48.50	28.89s	27.26s
2 VINNY CHASE	6	9.6m	8.4m (0)	10.0m (0)	2:48.59	29.01s	27.47s

Finish Position and metres gained from 800m





Home of PJ Harness Analyser

Want to know how successful PJ Harness Analyser is?
Click here for regular updates

www.pjdata.com.au
admin@pjdata.com.au
www.facebook.com/PJHarnessRacing



RISE Digital, Harness Racing Australia nor the provider accepts any responsibility for the completeness or accuracy of any of the information contained herein, and makes no representations about its suitability for any particular purpose. Users should make their own judgements about those matters and/or seek independent advice. You assume all risks associated with use of data provided on this page

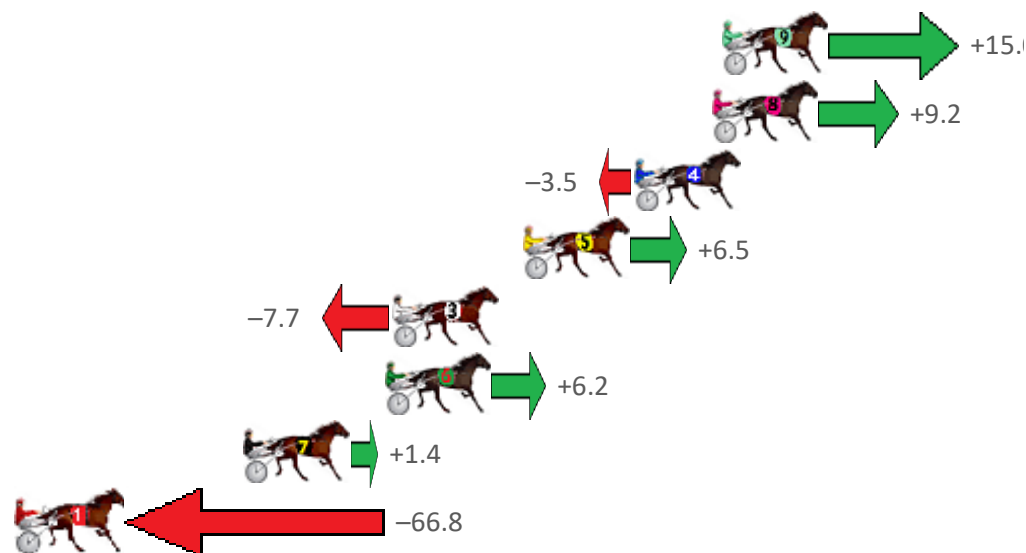
Launceston Race 3 Distance 2200m

Sunday, 18 September 2022

Gross Time: 2:44.70 MileRate: 2:00.50 LeadTime: 43.60s First Qtr: 31.90s Second Qtr: 31.20s Third Qtr: 28.50s Fourth Qtr: 29.50s

No Horse	Plc	Mar	800 Posi	400 Posi	Time	3rd Qtr	4th Qtr
9 MAYS PLACE	1	0.0m	15.0m (0)	11.2m (2)	2:44.70	28.24s	28.68s
8 ALL FOR DAVE	2	0.4m	9.6m (1)	2.8m (1)	2:44.73	28.01s	29.32s
4 ROCKNROLL WIZARD	3	3.5m	0.0m (0)	0.0m (0)	2:44.97	28.50s	29.76s
5 IMPULZE	4	7.9m	14.4m (1)	6.6m (2)	2:45.31	27.94s	29.60s
3 BIGLITTLESIS	5	13.1m	5.4m (0)	5.2m (0)	2:45.71	28.48s	30.08s
6 SPORTS ILLUSTRATO	6	13.4m	19.6m (0)	13.6m (0)	2:45.74	28.07s	29.49s
7 GOING GREAT GUNS	7	19.0m	20.4m (1)	17.4m (1)	2:46.17	28.28s	29.62s
1 MARCELLA	8	77.2m	10.4m (0)	40.0m (0)	2:50.67	30.59s	32.23s

Finish Position and metres gained from 800m





Home of PJ Harness Analyser

Want to know how successful PJ Harness Analyser is?
Click here for regular updates

www.pjdata.com.au
admin@pjdata.com.au
www.facebook.com/PJHarnessRacing



RISE Digital, Harness Racing Australia nor the provider accepts any responsibility for the completeness or accuracy of any of the information contained herein, and makes no representations about its suitability for any particular purpose. Users should make their own judgements about those matters and/or seek independent advice. You assume all risks associated with use of data provided on this page

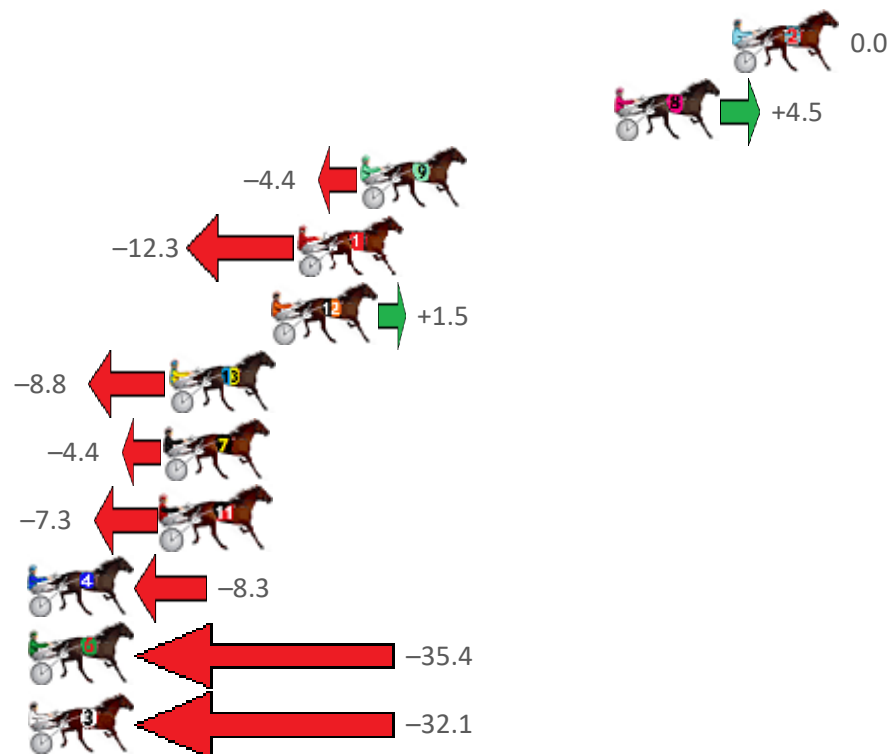
Launceston Race 4 Distance 2200m

Sunday, 18 September 2022

Gross Time: 2:42.30 MileRate: 1:58.70 LeadTime: 43.20s First Qtr: 30.40s Second Qtr: 30.10s Third Qtr: 28.80s Fourth Qtr: 29.80s

No Horse	Plc	Mar	800 Posi	400 Posi	Time	3rd Qtr	4th Qtr
2 LYNRYD SKYNRYD	1	0.0m	0.0m (0)	0.0m (0)	2:42.30	28.80s	29.80s
8 BRIDWOOD BELLA	2	4.7m	9.2m (0)	19.6m (1)	2:42.67	29.58s	28.70s
9 BEAST MODE	3	14.8m	10.4m (1)	12.0m (2)	2:43.46	28.91s	30.01s
1 STORMY SANZ	4	17.3m	5.0m (0)	8.2m (0)	2:43.65	29.02s	30.47s
12 NO NUKES SKIPPER	5	18.3m	19.8m (1)	17.0m (2)	2:43.73	28.59s	29.90s
13 MACHS MARETA	6	22.4m	13.6m (0)	15.8m (0)	2:44.05	28.95s	30.29s
7 ONEOFHELADS	7	22.6m	18.2m (0)	20.2m (0)	2:44.06	28.94s	29.98s
11 KENYA	8	22.7m	15.4m (1)	19.6m (3)	2:44.07	29.10s	30.03s
4 SPOT ON	9	31.7m	23.4m (0)	23.6m (2)	2:44.78	28.80s	30.40s
6 EMJAYS BLACK CHIP	10	37.8m	2.4m (1)	10.6m (1)	2:45.25	29.36s	31.82s
3 COOL SCOOTER	11	38.3m	6.2m (1)	15.6m (1)	2:45.29	29.46s	31.48s

Finish Position and metres gained from 800m





Home of PJ Harness Analyser

Want to know how successful PJ Harness Analyser is?
Click here for regular updates

www.pjdata.com.au
admin@pjdata.com.au
www.facebook.com/PJHarnessRacing



RISE Digital, Harness Racing Australia nor the provider accepts any responsibility for the completeness or accuracy of any of the information contained herein, and makes no representations about its suitability for any particular purpose. Users should make their own judgements about those matters and/or seek independent advice. You assume all risks associated with use of data provided on this page

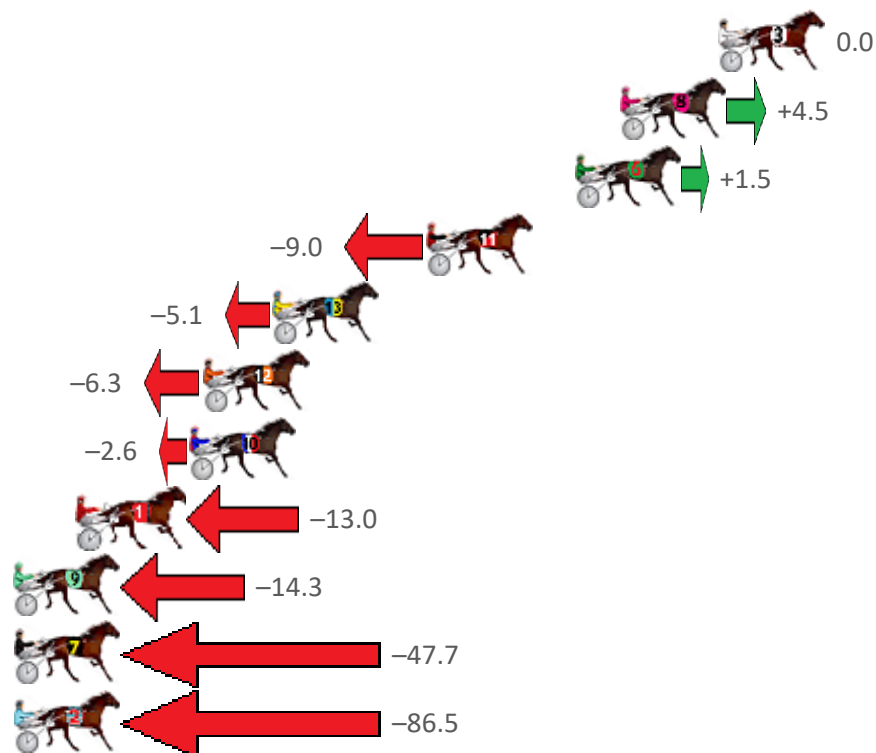
Launceston Race 5 Distance 2200m

Sunday, 18 September 2022

Gross Time: 2:42.40 MileRate: 1:58.80 LeadTime: 43.40s First Qtr: 30.60s Second Qtr: 30.60s Third Qtr: 28.40s Fourth Qtr: 29.40s

No Horse	Plc	Mar	800 Posi	400 Posi	Time	3rd Qtr	4th Qtr
3 EQUITY STRIDE	1	0.0m	0.0m (0)	0.0m (0)	2:42.40	28.40s	29.40s
8 ENDEAVOUR STRIDE	2	3.9m	8.4m (0)	19.2m (1)	2:42.70	29.19s	28.28s
6 CASTLE RETREAT	3	5.7m	7.2m (1)	9.6m (0)	2:42.84	28.58s	29.11s
11 PUNTARNO STRIDE	4	11.6m	2.6m (1)	5.6m (1)	2:43.29	28.61s	29.84s
13 WE SALUTE YOU	5	17.7m	12.6m (0)	20.2m (2)	2:43.76	28.95s	29.22s
12 OUR BALOU	6	20.5m	14.2m (2)	9.0m (2)	2:43.98	28.01s	30.24s
10 HEZ RAZOR SHARP	7	21.0m	18.4m (2)	10.2m (3)	2:44.02	27.80s	30.19s
1 MONTANA LAD	8	25.4m	12.4m (1)	15.8m (2)	2:44.36	28.63s	30.10s
9 REAL DIAMOND	9	31.3m	17.0m (1)	21.6m (3)	2:44.81	28.72s	30.11s
7 ROCKS ROY	10	65.1m	17.4m (0)	42.0m (0)	2:47.42	30.14s	31.09s
2 MAJOR ASSASSIN	11	90.9m	4.4m (0)	16.6m (0)	2:49.41	29.18s	34.83s

Finish Position and metres gained from 800m





Home of PJ Harness Analyser

Want to know how successful PJ Harness Analyser is?
Click here for regular updates

www.pjdata.com.au
admin@pjdata.com.au
www.facebook.com/PJHarnessRacing



RISE Digital, Harness Racing Australia nor the provider accepts any responsibility for the completeness or accuracy of any of the information contained herein, and makes no representations about its suitability for any particular purpose. Users should make their own judgements about those matters and/or seek independent advice. You assume all risks associated with use of data provided on this page

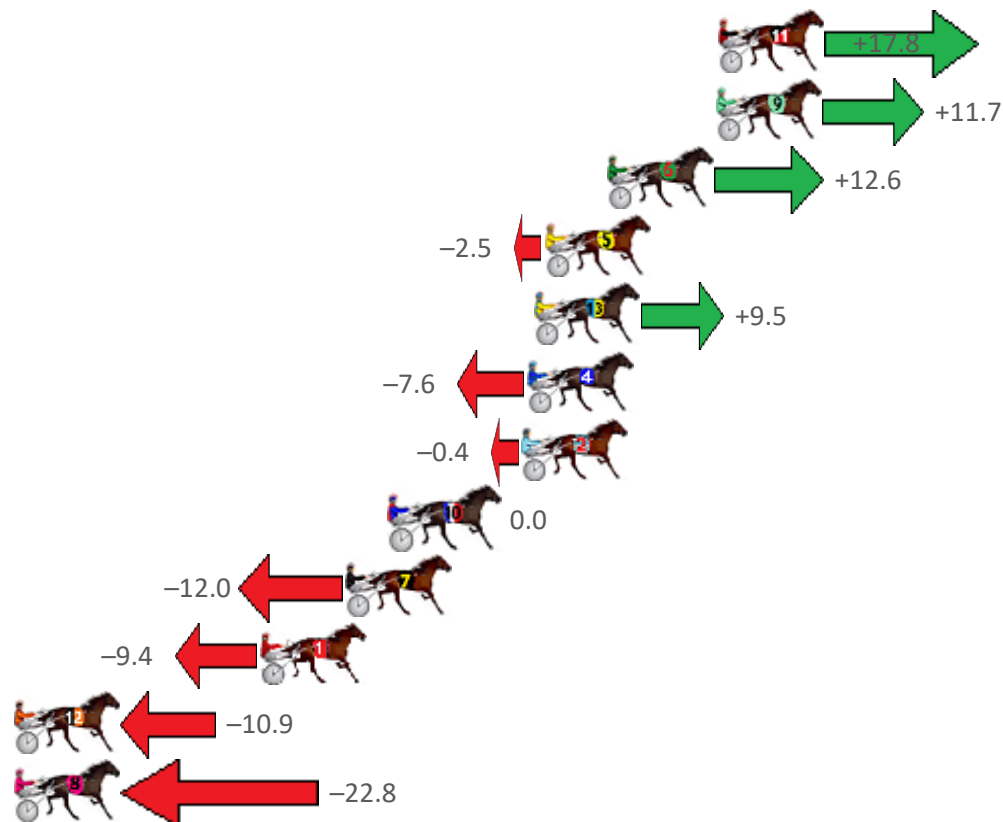
Launceston Race 6 Distance 2200m

Sunday, 18 September 2022

Gross Time: 2:45.10 MileRate: 2:00.80 LeadTime: 43.00s First Qtr: 32.20s Second Qtr: 31.20s Third Qtr: 29.00s Fourth Qtr: 29.70s

No Horse	Plc	Mar	800 Posi	400 Posi	Time	3rd Qtr	4th Qtr
11 NERO STRIDE	1	0.0m	17.8m (1)	8.4m (3)	2:45.10	28.32s	29.08s
9 QUEENOFDANCE	2	0.1m	11.8m (2)	2.6m (2)	2:45.11	28.33s	29.52s
6 FOREGONE CONCLU	3	4.4m	17.0m (0)	12.4m (1)	2:45.44	28.67s	29.11s
5 DONNY IN PARIS	4	6.9m	4.4m (0)	6.6m (0)	2:45.64	29.16s	29.72s
13 DEBT TILL WE PART	5	7.3m	16.8m (2)	9.6m (4)	2:45.67	28.48s	29.53s
4 TEE JAY CEE	6	7.6m	0.0m (0)	1.4m (0)	2:45.69	29.10s	30.16s
2 JUNIPER	7	7.8m	7.4m (1)	0.0m (1)	2:45.71	28.45s	30.28s
10 VIGOROSO	8	13.0m	13.0m (1)	7.6m (2)	2:46.11	28.60s	30.10s
7 PROFICIENT	9	14.8m	2.8m (1)	4.0m (1)	2:46.25	29.08s	30.50s
1 ARTYBOY GLENWOO	10	18.2m	8.8m (0)	12.0m (0)	2:46.52	29.23s	30.16s
12 GUIDO DA SIENA	11	31.7m	20.8m (2)	16.2m (2)	2:47.57	28.65s	30.84s
8 REDS GOOD TO GO	12	35.8m	13.0m (0)	24.0m (0)	2:47.89	29.79s	30.57s

Finish Position and metres gained from 800m





Home of PJ Harness Analyser

Want to know how successful PJ Harness Analyser is?
Click here for regular updates

www.pjdata.com.au
admin@pjdata.com.au
www.facebook.com/PJHarnessRacing



RISE Digital, Harness Racing Australia nor the provider accepts any responsibility for the completeness or accuracy of any of the information contained herein, and makes no representations about its suitability for any particular purpose. Users should make their own judgements about those matters and/or seek independent advice. You assume all risks associated with use of data provided on this page

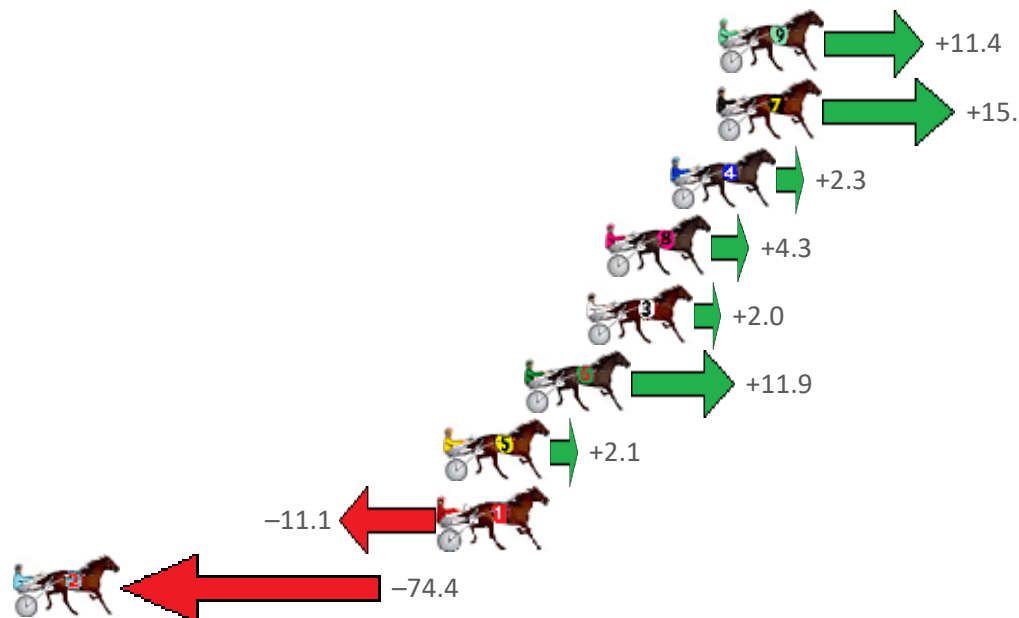
Launceston Race 7 Distance 2200m

Sunday, 18 September 2022

Gross Time: 2:46.60 MileRate: 2:01.90 LeadTime: 44.40s First Qtr: 32.00s Second Qtr: 30.70s Third Qtr: 30.70s Fourth Qtr: 28.80s

No Horse	Plc	Mar	800 Posi	400 Posi	Time	3rd Qtr	4th Qtr
9 HICKSTEAD	1	0.0m	11.4m (1)	7.6m (2)	2:46.60	30.40s	28.26s
7 AHA REACTION	2	0.1m	15.4m (1)	11.8m (2)	2:46.61	30.41s	27.96s
4 ROCK ON PLAYBOY	3	1.9m	4.2m (0)	4.2m (0)	2:46.74	30.69s	28.64s
8 TAROONA BROMAC	4	4.5m	8.8m (0)	8.6m (0)	2:46.94	30.68s	28.51s
3 KUZMA	5	5.2m	7.2m (1)	3.4m (2)	2:46.99	30.42s	28.93s
6 DEADLY ASSASSIN	6	7.7m	19.6m (1)	15.2m (0)	2:47.18	30.36s	28.26s
5 EUREKA	7	10.9m	13.0m (0)	9.6m (1)	2:47.42	30.45s	28.89s
1 PARDOE PLUGGA	8	11.1m	0.0m (0)	0.0m (0)	2:47.44	30.73s	29.59s
2 JAWBREAKER	9	76.8m	2.4m (1)	4.0m (1)	2:52.41	30.99s	34.01s

Finish Position and metres gained from 800m





Home of PJ Harness Analyser

Want to know how successful PJ Harness Analyser is?
Click here for regular updates

www.pjdata.com.au
admin@pjdata.com.au
www.facebook.com/PJHarnessRacing



RISE Digital, Harness Racing Australia nor the provider accepts any responsibility for the completeness or accuracy of any of the information contained herein, and makes no representations about its suitability for any particular purpose. Users should make their own judgements about those matters and/or seek independent advice. You assume all risks associated with use of data provided on this page

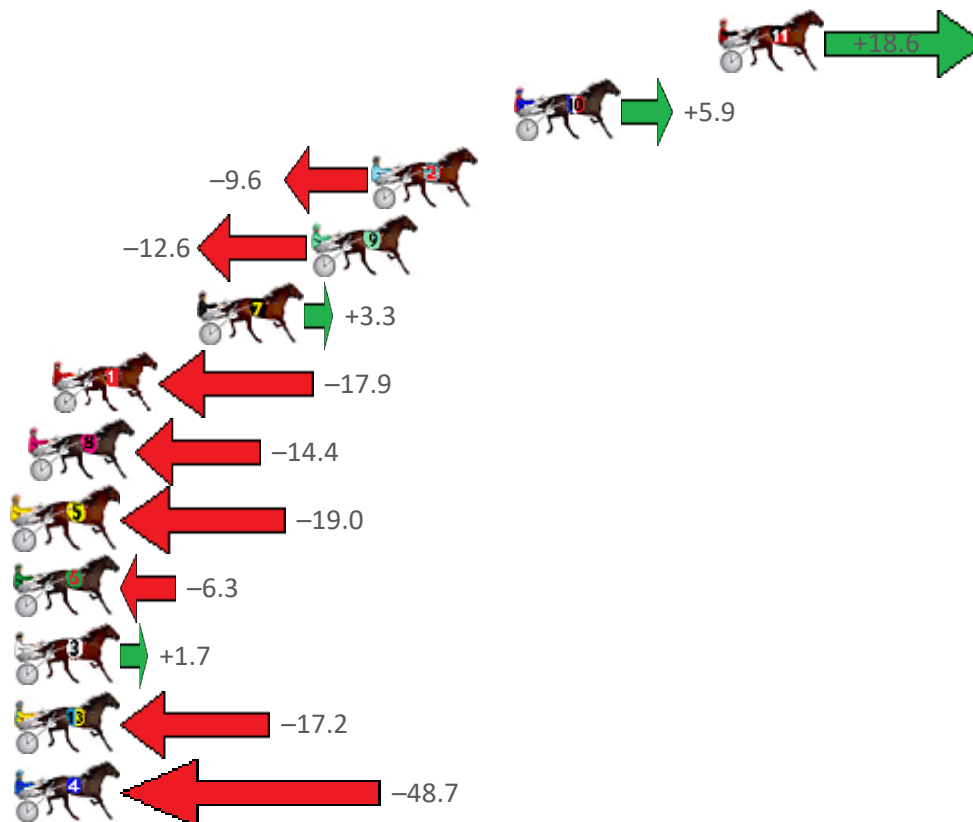
Launceston Race 8 Distance 1680m

Sunday, 18 September 2022

Gross Time: 2:03.70 MileRate: 1:58.50 LeadTime: 4.90s First Qtr: 29.80s Second Qtr: 30.10s Third Qtr: 29.50s Fourth Qtr: 29.40s

No Horse	Plc	Mar	800 Posi	400 Posi	Time	3rd Qtr	4th Qtr
11 TRUE STEPPER	1	0.0m	18.6m (1)	4.4m (3)	2:03.70	28.46s	29.08s
10 SLINGSHOT	2	8.1m	14.0m (1)	0.2m (2)	2:04.32	28.49s	29.98s
2 TO THE LOOKOUT	3	13.8m	4.2m (0)	6.2m (1)	2:04.76	29.65s	29.96s
9 SOUTHSORE	4	16.2m	3.6m (1)	0.0m (1)	2:04.95	29.24s	30.58s
7 KING OF COOL	5	20.7m	24.0m (1)	10.4m (3)	2:05.30	28.51s	30.15s
1 SPIKEY BOY	6	26.5m	8.6m (0)	10.8m (0)	2:05.74	29.66s	30.55s
8 RANIERI	7	27.4m	13.0m (0)	10.2m (2)	2:05.81	29.30s	30.66s
5 CLASSIE AMERICAN	8	28.6m	9.6m (1)	5.6m (2)	2:05.90	29.21s	31.08s
6 BOULDER CITY	9	29.1m	22.8m (0)	16.2m (1)	2:05.94	29.02s	30.34s
3 IDEAL KARALTA	10	31.9m	33.6m (1)	16.8m (2)	2:06.16	28.27s	30.50s
13 ONE OFF	11	35.4m	18.2m (0)	16.4m (0)	2:06.43	29.37s	30.79s
4 CINOCAL JAMANE	12	48.7m	0.0m (0)	2.4m (0)	2:07.45	29.68s	32.78s

Finish Position and metres gained from 800m





Home of PJ Harness Analyser

Want to know how successful PJ Harness Analyser is?
Click here for regular updates

www.pjdata.com.au
admin@pjdata.com.au
www.facebook.com/PJHarnessRacing



RISE Digital, Harness Racing Australia nor the provider accepts any responsibility for the completeness or accuracy of any of the information contained herein, and makes no representations about its suitability for any particular purpose. Users should make their own judgements about those matters and/or seek independent advice. You assume all risks associated with use of data provided on this page

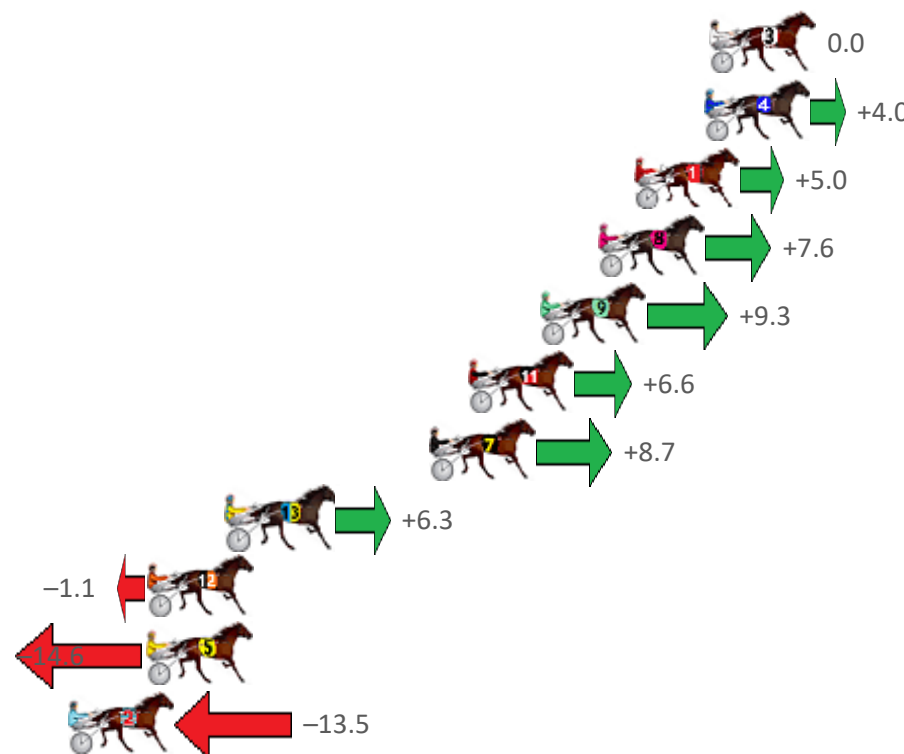
Launceston Race 9 Distance 2200m

Sunday, 18 September 2022

Gross Time: 2:48.80 MileRate: 2:03.50 LeadTime: 45.20s First Qtr: 33.10s Second Qtr: 31.80s Third Qtr: 29.10s Fourth Qtr: 29.60s

No Horse	Plc	Mar	800 Posi	400 Posi	Time	3rd Qtr	4th Qtr
3 DON HESTON	1	0.0m	0.0m (0)	0.0m (0)	2:48.80	29.10s	29.60s
4 LONGNWINDINGRO	2	0.2m	4.2m (0)	4.4m (0)	2:48.82	29.12s	29.29s
1 VIVID STRIDE	3	3.0m	8.0m (0)	8.8m (0)	2:49.03	29.16s	29.17s
8 MAJOR DAVVIN	4	4.4m	12.0m (0)	14.4m (0)	2:49.14	29.28s	28.86s
9 MACH ANGELO	5	6.7m	16.0m (2)	14.4m (2)	2:49.32	28.99s	29.03s
11 KEEP PLAYING	6	9.6m	16.2m (0)	18.6m (0)	2:49.54	29.28s	28.94s
7 HOT EMBERS	7	11.1m	19.8m (1)	18.0m (1)	2:49.66	28.97s	29.09s
13 KARALTA DAZZLER	8	19.1m	25.4m (2)	23.2m (2)	2:50.28	28.94s	29.30s
12 GOT THE GOODS	9	22.3m	21.2m (2)	19.0m (2)	2:50.53	28.94s	29.84s
5 RAFFAS ACE	10	22.4m	7.8m (1)	5.6m (1)	2:50.54	28.93s	30.84s
2 WRITTEN IN SILK	11	25.5m	12.0m (1)	10.4m (1)	2:50.78	28.97s	30.71s

Finish Position and metres gained from 800m





Home of PJ Harness Analyser

Want to know how successful PJ Harness Analyser is?
Click here for regular updates

www.pjdata.com.au
admin@pjdata.com.au
www.facebook.com/PJHarnessRacing



RISE Digital, Harness Racing Australia nor the provider accepts any responsibility for the completeness or accuracy of any of the information contained herein, and makes no representations about its suitability for any particular purpose. Users should make their own judgements about those matters and/or seek independent advice. You assume all risks associated with use of data provided on this page