

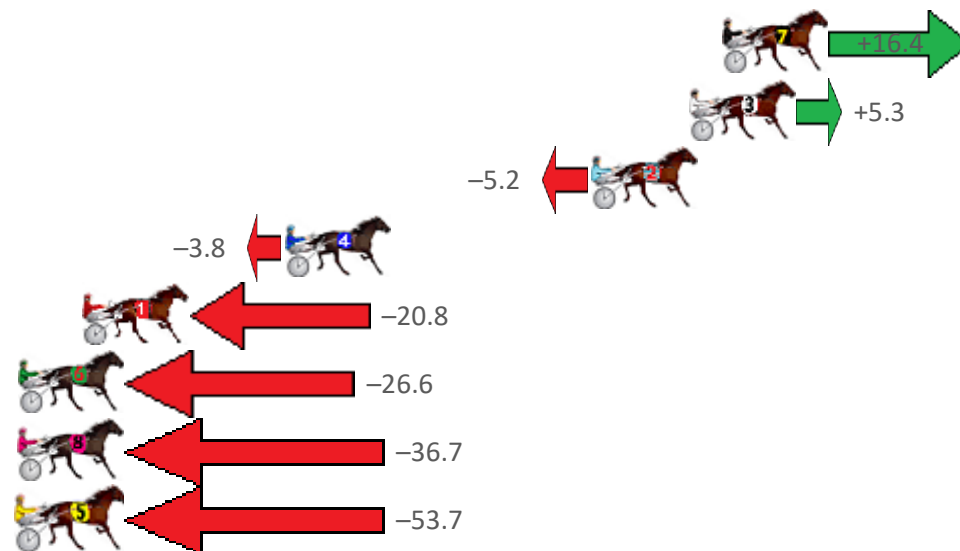
Launceston Race 1 Distance 1680m

Sunday, 11 September 2022

Gross Time: 2:05.20 MileRate: 2:00.00 LeadTime: 4.90s First Qtr: 29.40s Second Qtr: 31.60s Third Qtr: 30.30s Fourth Qtr: 29.00s

No Horse	Plc	Mar	800 Posi	400 Posi	Time	3rd Qtr	4th Qtr
7 TRIEDTOTELLYA	1	0.0m	16.4m (1)	7.8m (2)	2:05.20	29.65s	28.44s
3 ART HUNTSMAN	2	1.3m	6.6m (1)	3.6m (2)	2:05.30	30.08s	28.83s
2 GYPSY AMOUR	3	5.2m	0.0m (0)	0.0m (0)	2:05.60	30.31s	29.37s
4 IMHOOKED	4	17.4m	13.6m (0)	12.4m (2)	2:06.52	30.22s	29.36s
1 WAVES STRIDE	5	25.4m	4.6m (0)	8.2m (0)	2:07.13	30.59s	30.24s
6 BOLT YOUR SOCKS O	6	28.6m	2.0m (1)	2.8m (1)	2:07.38	30.40s	30.86s
8 PROMISE STRIDE	7	45.7m	9.0m (0)	13.6m (0)	2:08.68	30.69s	31.31s
5 MAJOR IDEAL	8	65.5m	11.8m (1)	11.4m (1)	2:10.18	30.36s	32.90s

Finish Position and metres gained from 800m





Home of PJ Harness Analyser

Want to know how successful PJ Harness Analyser is?
Click here for regular updates

www.pjdata.com.au
admin@pjdata.com.au
www.facebook.com/PJHarnessRacing



RISE Digital, Harness Racing Australia nor the provider accepts any responsibility for the completeness or accuracy of any of the information contained herein, and makes no representations about its suitability for any particular purpose. Users should make their own judgements about those matters and/or seek independent advice. You assume all risks associated with use of data provided on this page

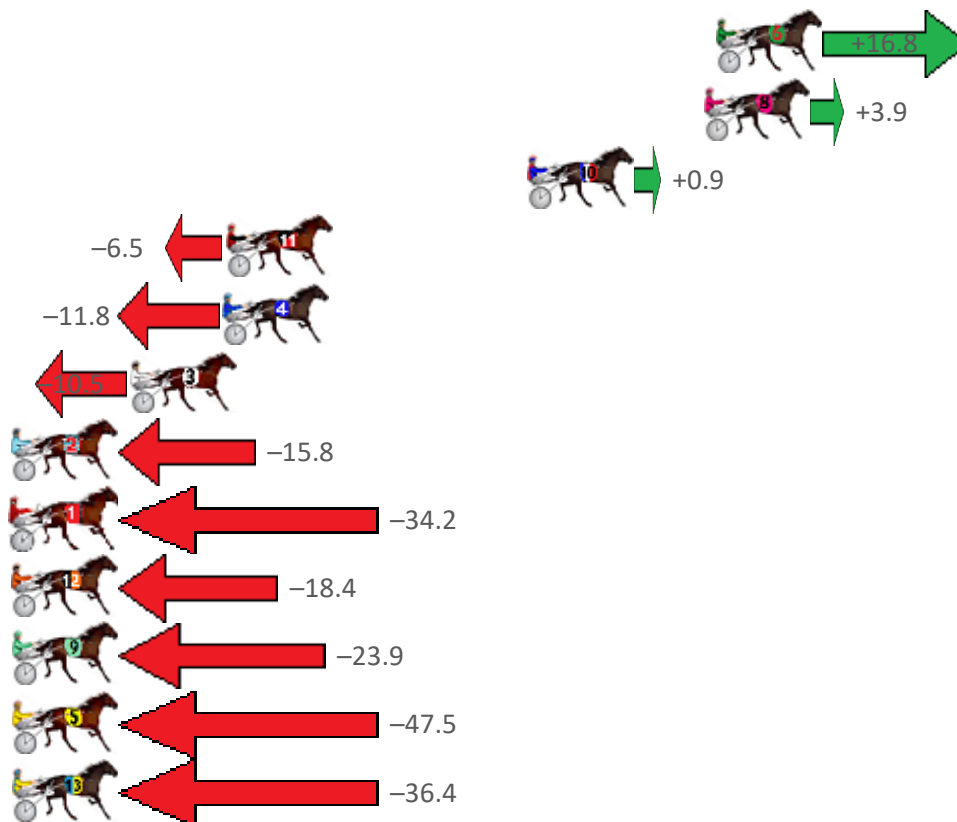
Launceston Race 2 Distance 2200m

Sunday, 11 September 2022

Gross Time: 2:42.20 MileRate: 1:58.70 LeadTime: 42.90s First Qtr: 30.90s Second Qtr: 29.30s Third Qtr: 29.50s Fourth Qtr: 29.60s

No Horse	Plc	Mar	800 Posi	400 Posi	Time	3rd Qtr	4th Qtr
6 WE SALUTE YOU	1	0.0m	16.8m (0)	8.8m (0)	2:42.20	28.91s	28.95s
8 MONTANA FLASH	2	0.5m	4.4m (0)	0.0m (0)	2:42.24	29.18s	29.64s
10 HEZ RAZOR SHARP	3	7.5m	8.4m (0)	3.8m (0)	2:42.78	29.16s	29.87s
11 PUNTARNO STRIDE	4	19.5m	13.0m (2)	1.2m (2)	2:43.71	28.63s	30.95s
4 CASTLE RETREAT	5	19.6m	7.8m (1)	9.2m (1)	2:43.72	29.60s	30.37s
3 BELIEVE IN FOREVER	6	23.3m	12.8m (0)	15.4m (3)	2:44.01	29.69s	30.18s
2 WHERE YA BIN	7	28.0m	12.2m (1)	10.4m (3)	2:44.37	29.37s	30.90s
1 ENDEAVOUR STRIDE	8	34.2m	0.0m (0)	4.4m (1)	2:44.85	29.82s	31.79s
12 JAWBREAKER	9	36.2m	17.8m (2)	5.8m (2)	2:45.01	28.61s	31.84s
9 BETTER AMOUR	10	40.5m	16.6m (1)	18.4m (4)	2:45.34	29.63s	31.23s
5 EQUITY STRIDE	11	51.1m	3.6m (1)	12.2m (2)	2:46.16	30.13s	32.46s
13 KOHANAH	12	57.8m	21.4m (1)	23.0m (4)	2:46.68	29.61s	32.16s

Finish Position and metres gained from 800m





Home of PJ Harness Analyser

Want to know how successful PJ Harness Analyser is?
Click here for regular updates

www.pjdata.com.au
admin@pjdata.com.au
www.facebook.com/PJHarnessRacing



RISE Digital, Harness Racing Australia nor the provider accepts any responsibility for the completeness or accuracy of any of the information contained herein, and makes no representations about its suitability for any particular purpose. Users should make their own judgements about those matters and/or seek independent advice. You assume all risks associated with use of data provided on this page

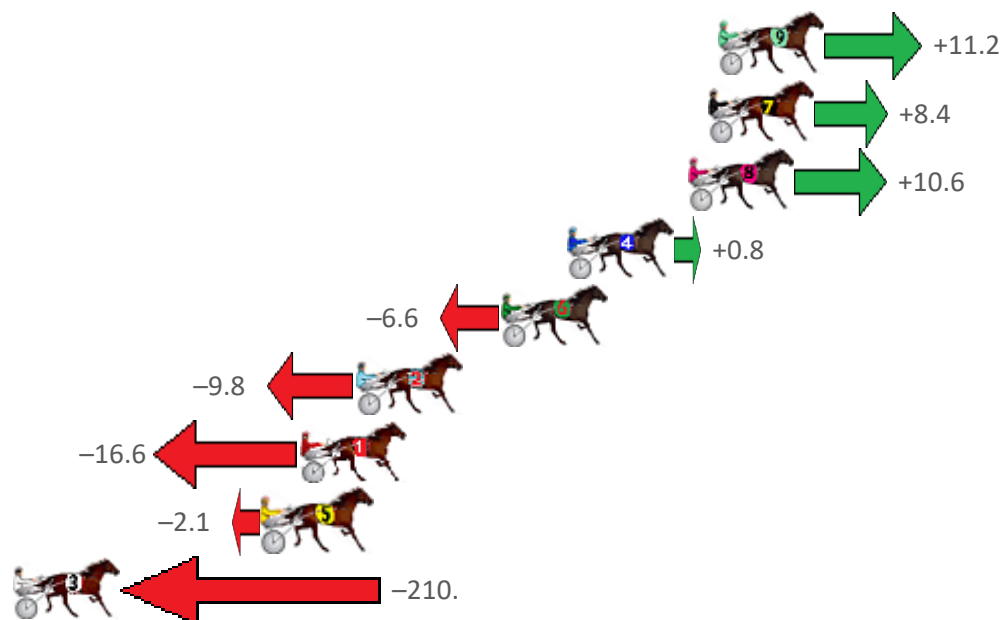
Launceston Race 3 Distance 2200m

Sunday, 11 September 2022

Gross Time: 2:48.10 MileRate: 2:03.00 LeadTime: 45.50s First Qtr: 32.60s Second Qtr: 30.90s Third Qtr: 28.50s Fourth Qtr: 30.60s

No Horse	Plc	Mar	800 Posi	400 Posi	Time	3rd Qtr	4th Qtr
9 LESYA	1	0.0m	11.2m (1)	5.0m (2)	2:48.10	28.06s	30.22s
7 QUEENOFDANCE	2	0.4m	8.8m (0)	10.2m (2)	2:48.13	28.63s	29.85s
8 JUNIPER	3	1.2m	11.8m (2)	0.0m (2)	2:48.20	27.63s	30.69s
4 SAFE JEWELS	4	6.0m	6.8m (1)	0.4m (1)	2:48.58	28.02s	31.03s
6 WITH REVENGE	5	8.6m	2.0m (1)	8.4m (1)	2:48.79	28.97s	30.62s
2 LALIBELA	6	14.4m	4.6m (0)	9.0m (0)	2:49.25	28.81s	31.01s
1 INDIANNA SANZ	7	16.6m	0.0m (0)	1.2m (0)	2:49.43	28.55s	31.77s
5 TRUE STEPPER	8	18.1m	16.0m (1)	7.0m (3)	2:49.55	27.81s	31.44s
3 JANJUC	9	224.2m	14.0m (0)	80.0m (0)	3:06.05	32.97s	41.57s

Finish Position and metres gained from 800m





Home of PJ Harness Analyser

Want to know how successful PJ Harness Analyser is?
Click here for regular updates

www.pjdata.com.au
admin@pjdata.com.au
www.facebook.com/PJHarnessRacing



RISE Digital, Harness Racing Australia nor the provider accepts any responsibility for the completeness or accuracy of any of the information contained herein, and makes no representations about its suitability for any particular purpose. Users should make their own judgements about those matters and/or seek independent advice. You assume all risks associated with use of data provided on this page

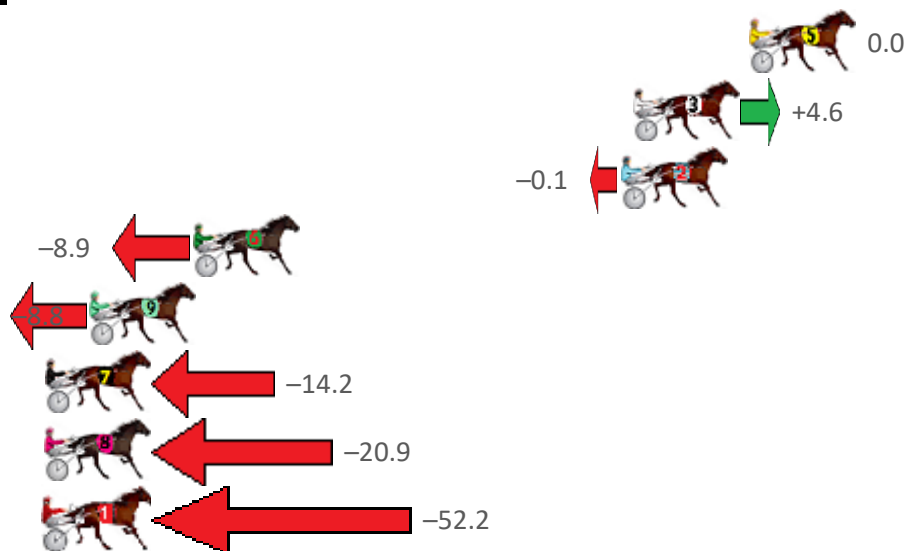
Launceston Race 4 Distance 2200m

Sunday, 11 September 2022

Gross Time: 2:48.60 MileRate: 2:03.30 LeadTime: 46.40s First Qtr: 32.40s Second Qtr: 30.00s Third Qtr: 29.70s Fourth Qtr: 30.10s

No Horse	Plc	Mar	800 Posi	400 Posi	Time	3rd Qtr	4th Qtr
5 STREZLECKI WATUSI	1	0.0m	0.0m (0)	0.0m (0)	2:48.60	29.70s	30.10s
3 CZARINA	2	4.6m	9.2m (0)	2.6m (1)	2:48.96	29.21s	30.25s
2 GALAXY DANCER	3	5.1m	5.0m (0)	4.2m (0)	2:49.00	29.64s	30.17s
6 CHARMEDFORAREAS	4	22.1m	13.2m (0)	9.2m (1)	2:50.34	29.40s	31.07s
9 BETTOR BLAST	5	26.2m	17.4m (1)	15.6m (2)	2:50.67	29.56s	30.89s
7 MACARIA	6	36.4m	22.2m (1)	19.4m (3)	2:51.47	29.48s	31.37s
8 DREAMS ARE BETTO	7	39.5m	18.6m (0)	17.8m (0)	2:51.71	29.63s	31.72s
1 DRAGON BLOOD	8	64.4m	12.2m (1)	15.6m (1)	2:53.68	29.93s	33.75s

Finish Position and metres gained from 800m





Home of PJ Harness Analyser

Want to know how successful PJ Harness Analyser is?
Click here for regular updates

www.pjdata.com.au
admin@pjdata.com.au
www.facebook.com/PJHarnessRacing



RISE Digital, Harness Racing Australia nor the provider accepts any responsibility for the completeness or accuracy of any of the information contained herein, and makes no representations about its suitability for any particular purpose. Users should make their own judgements about those matters and/or seek independent advice. You assume all risks associated with use of data provided on this page

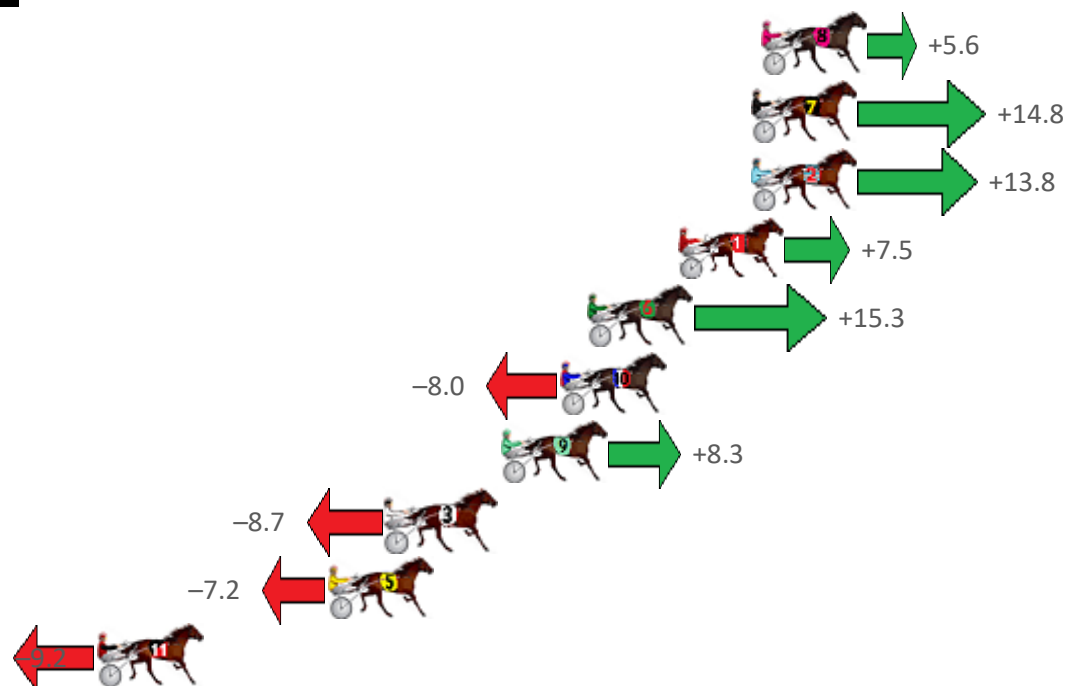
Launceston Race 5 Distance 2200m

Sunday, 11 September 2022

Gross Time: 2:46.00 MileRate: 2:01.50 LeadTime: 44.90s First Qtr: 31.40s Second Qtr: 30.60s Third Qtr: 29.60s Fourth Qtr: 29.50s

No Horse	Plc	Mar	800 Posi	400 Posi	Time	3rd Qtr	4th Qtr
8 IM ROCK SOLID	1	0.0m	5.6m (1)	0.0m (1)	2:46.00	29.19s	29.50s
7 STEVIE JOLT	2	0.4m	15.2m (0)	10.2m (1)	2:46.03	29.23s	28.78s
2 IMPULZE	3	0.4m	14.2m (1)	5.2m (2)	2:46.03	28.94s	29.15s
1 SPORTS ILLUSTRATO	4	3.3m	10.8m (0)	10.6m (0)	2:46.26	29.58s	28.96s
6 KENS CHIPS	5	6.9m	22.2m (2)	15.6m (1)	2:46.53	29.11s	28.86s
10 MAJOR DAVVIN	6	8.0m	0.0m (0)	1.0m (0)	2:46.62	29.67s	30.01s
9 PRINCELY REIGN	7	10.3m	18.6m (1)	10.4m (2)	2:46.80	29.00s	29.49s
3 SWEET AMOUR	8	14.9m	6.2m (0)	6.4m (0)	2:47.15	29.62s	30.12s
5 AUNTY BESSY	9	17.2m	10.0m (1)	6.0m (1)	2:47.33	29.31s	30.32s
11 EYE SEE DOUBLE	10	26.4m	17.2m (2)	15.2m (2)	2:48.04	29.45s	30.32s

Finish Position and metres gained from 800m





Home of PJ Harness Analyser

Want to know how successful PJ Harness Analyser is?
Click here for regular updates

www.pjdata.com.au
admin@pjdata.com.au
www.facebook.com/PJHarnessRacing



RISE Digital, Harness Racing Australia nor the provider accepts any responsibility for the completeness or accuracy of any of the information contained herein, and makes no representations about its suitability for any particular purpose. Users should make their own judgements about those matters and/or seek independent advice. You assume all risks associated with use of data provided on this page

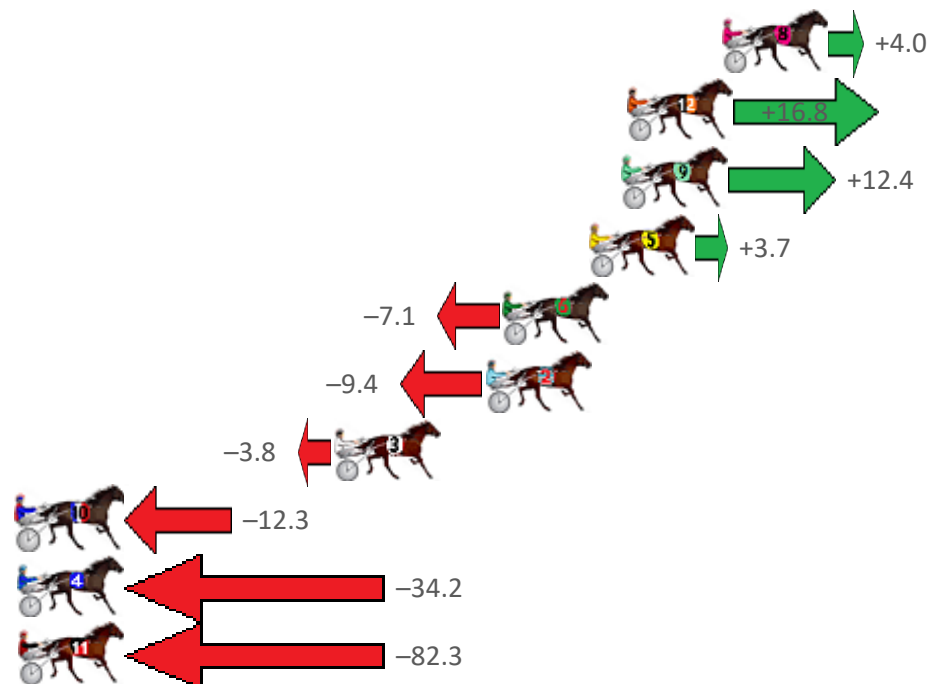
Launceston Race 6 Distance 2200m

Sunday, 11 September 2022

Gross Time: 2:47.60 MileRate: 2:02.60 LeadTime: 45.50s First Qtr: 31.30s Second Qtr: 31.00s Third Qtr: 29.80s Fourth Qtr: 30.00s

No Horse	Plc	Mar	800 Posi	400 Posi	Time	3rd Qtr	4th Qtr
8 NO NUKES SKIPPER	1	0.0m	4.0m (0)	4.2m (1)	2:47.60	29.82s	29.69s
12 KENYA	2	3.8m	20.6m (1)	14.2m (2)	2:47.90	29.33s	29.22s
9 BEAST MODE	3	4.0m	16.4m (1)	8.4m (4)	2:47.91	29.21s	29.67s
5 STORMY SANZ	4	5.3m	9.0m (0)	9.0m (2)	2:48.02	29.80s	29.72s
6 EMJAYS BLACK CHIP	5	8.7m	1.6m (1)	0.0m (1)	2:48.28	29.68s	30.65s
2 AUSSIE ROCK	6	9.4m	0.0m (0)	0.8m (0)	2:48.34	29.86s	30.64s
3 LIFE OF BRIAN	7	15.4m	11.6m (1)	4.6m (3)	2:48.81	29.28s	30.81s
10 SOMEDAN	8	29.5m	17.2m (0)	14.8m (0)	2:49.92	29.62s	31.10s
4 GORDIEVSKY LEIS	9	41.4m	7.2m (1)	4.4m (2)	2:50.85	29.58s	32.76s
11 KIVINO STRIDE	10	147.3m	65.0m (0)	66.0m (0)	2:59.17	29.85s	36.06s

Finish Position and metres gained from 800m





Home of PJ Harness Analyser

Want to know how successful PJ Harness Analyser is?
Click here for regular updates

www.pjdata.com.au
admin@pjdata.com.au
www.facebook.com/PJHarnessRacing



RISE Digital, Harness Racing Australia nor the provider accepts any responsibility for the completeness or accuracy of any of the information contained herein, and makes no representations about its suitability for any particular purpose. Users should make their own judgements about those matters and/or seek independent advice. You assume all risks associated with use of data provided on this page

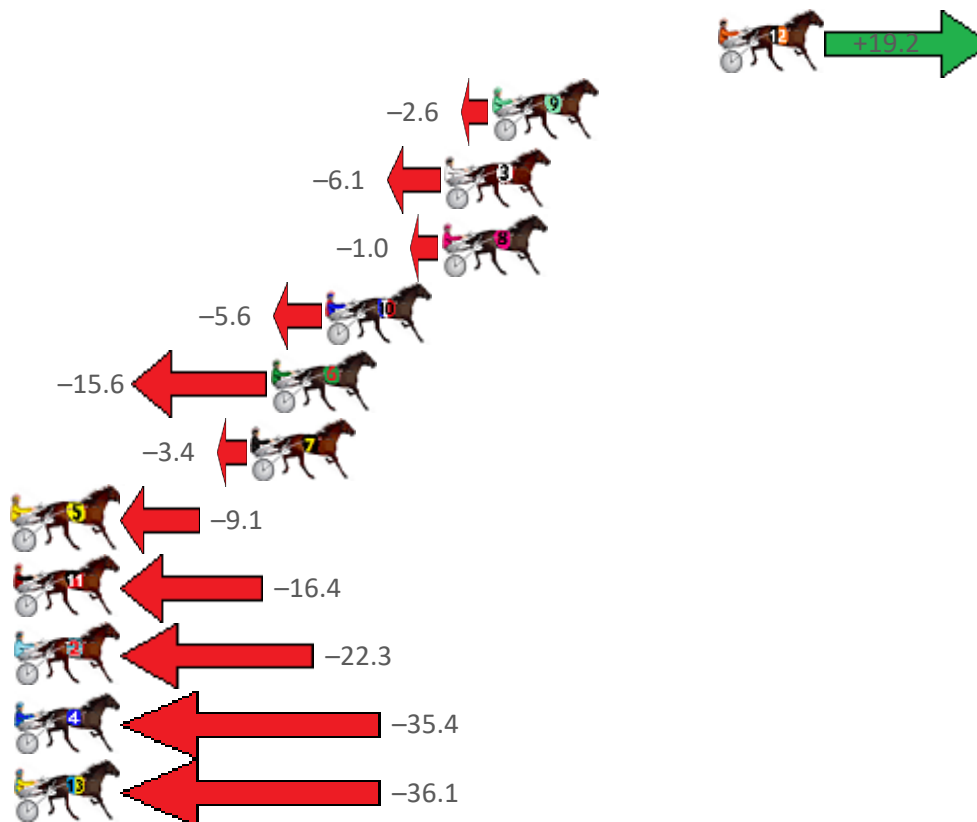
Launceston Race 7 Distance 2200m

Sunday, 11 September 2022

Gross Time: 2:44.00 MileRate: 2:00.00 LeadTime: 42.20s First Qtr: 30.70s Second Qtr: 30.90s Third Qtr: 29.80s Fourth Qtr: 30.40s

No Horse	Plc	Mar	800 Posi	400 Posi	Time	3rd Qtr	4th Qtr
12 SHARMEY	1	0.0m	19.2m (2)	13.8m (4)	2:44.00	29.41s	29.36s
9 MIDNIGHT CALM	2	9.0m	6.4m (1)	0.0m (1)	2:44.72	29.31s	31.08s
3 MAYS PLACE	3	10.9m	4.8m (0)	7.8m (1)	2:44.87	30.02s	30.63s
8 VIGOROSO	4	11.0m	10.0m (0)	13.4m (1)	2:44.88	30.06s	30.22s
10 NERO STRIDE	5	15.6m	10.0m (2)	4.8m (2)	2:45.24	29.40s	31.22s
6 PROFICIENT	6	17.8m	2.2m (1)	3.0m (0)	2:45.42	29.85s	31.52s
7 DONNY IN PARIS	7	18.6m	15.2m (1)	20.0m (2)	2:45.48	30.16s	30.29s
5 FOREGONE CONCLU	8	28.7m	19.6m (1)	20.2m (3)	2:46.28	29.84s	31.04s
11 TARLETON RILEY	9	31.0m	14.6m (2)	13.4m (3)	2:46.47	29.70s	31.73s
2 GOING GREAT GUNS	10	32.5m	10.2m (1)	15.4m (2)	2:46.59	30.18s	31.69s
4 MOZASU	11	35.4m	0.0m (0)	12.0m (0)	2:46.82	30.68s	32.17s
13 LEFT A HURRIKANE	12	50.9m	14.8m (0)	21.2m (0)	2:48.05	30.26s	32.64s

Finish Position and metres gained from 800m





Home of PJ Harness Analyser

Want to know how successful PJ Harness Analyser is?
Click here for regular updates

www.pjdata.com.au
admin@pjdata.com.au
www.facebook.com/PJHarnessRacing



RISE Digital, Harness Racing Australia nor the provider accepts any responsibility for the completeness or accuracy of any of the information contained herein, and makes no representations about its suitability for any particular purpose. Users should make their own judgements about those matters and/or seek independent advice. You assume all risks associated with use of data provided on this page


Launceston Race 8 Distance 1680m

Sunday, 11 September 2022

Gross Time: 2:03.10 MileRate: 1:57.90 LeadTime: 4.30s First Qtr: 29.00s Second Qtr: 31.40s Third Qtr: 29.20s Fourth Qtr: 29.20s

No Horse	Plc	Mar	800 Posi	400 Posi	Time	3rd Qtr	4th Qtr
9 SLINGSHOT	1	0.0m	8.2m (1)	4.2m (1)	2:03.10	28.91s	28.90s
3 KERMADEC	2	0.5m	3.8m (1)	0.0m (1)	2:03.14	28.92s	29.24s
6 CINOCAL JAMANE	3	2.9m	4.4m (0)	4.2m (0)	2:03.32	29.19s	29.11s
2 ROCKNROLL WIZARD	4	4.3m	0.0m (0)	0.0m (0)	2:03.43	29.20s	29.51s
10 BRIAN WHO	5	9.2m	13.0m (1)	8.4m (2)	2:03.80	28.87s	29.26s
11 SEA HAWKE	6	19.2m	17.4m (1)	14.4m (0)	2:04.57	28.98s	29.55s
8 MACH ANGELO	7	20.7m	13.8m (0)	19.4m (0)	2:04.69	29.61s	29.29s
4 SPIKEY BOY	8	21.0m	23.2m (0)	18.2m (1)	2:04.71	28.84s	29.40s
12 CHRISTIAN JAZ	9	25.6m	18.2m (0)	24.4m (1)	2:05.06	29.65s	29.29s
5 TO THE LOOKOUT	10	25.9m	22.4m (1)	13.8m (2)	2:05.08	28.58s	30.08s
13 MY CELEBRITY	11	30.2m	18.2m (2)	3.4m (2)	2:05.41	28.13s	31.15s
1 SPRING QUEEN	12	137.6m	9.6m (0)	50.0m (0)	2:13.64	32.13s	35.56s

Finish Position and metres gained from 800m





Home of PJ Harness Analyser

Want to know how successful PJ Harness Analyser is?
Click here for regular updates

www.pjdata.com.au
admin@pjdata.com.au
www.facebook.com/PJHarnessRacing



RISE Digital, Harness Racing Australia nor the provider accepts any responsibility for the completeness or accuracy of any of the information contained herein, and makes no representations about its suitability for any particular purpose. Users should make their own judgements about those matters and/or seek independent advice. You assume all risks associated with use of data provided on this page

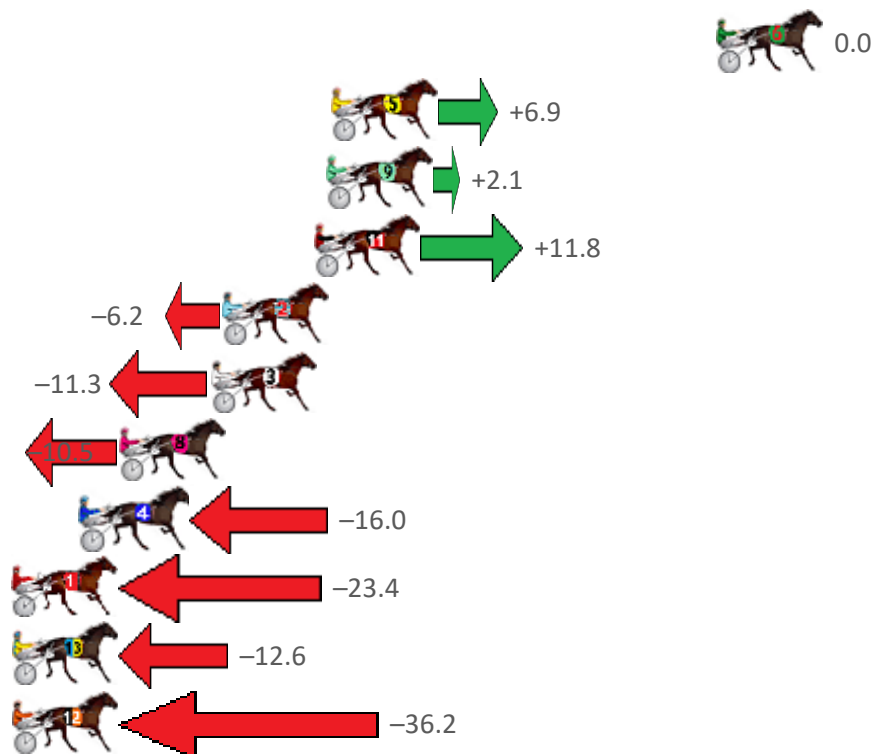
Launceston Race 9 Distance 2200m

Sunday, 11 September 2022

Gross Time: 2:46.80 MileRate: 2:02.00 LeadTime: 43.00s First Qtr: 32.40s Second Qtr: 30.10s Third Qtr: 30.30s Fourth Qtr: 31.00s

No Horse	Plc	Mar	800 Posi	400 Posi	Time	3rd Qtr	4th Qtr
6 IDEAL KARALTA	1	0.0m	0.0m (0)	0.0m (0)	2:46.80	30.30s	31.00s
5 LONGNWINDINGRO	2	15.3m	22.2m (1)	11.6m (3)	2:48.04	29.49s	31.29s
9 KEEP PLAYING	3	15.5m	17.6m (1)	17.2m (2)	2:48.06	30.27s	30.87s
11 KARALTA DAZZLER	4	16.0m	27.8m (1)	18.4m (3)	2:48.10	29.59s	30.82s
2 WRITTEN IN SILK	5	19.6m	13.4m (1)	12.4m (2)	2:48.39	30.22s	31.55s
3 BE GOOD BENNY	6	20.1m	8.8m (1)	7.8m (2)	2:48.43	30.21s	31.95s
8 IMAGE OF STARZZZ	7	23.7m	13.2m (0)	17.2m (1)	2:48.72	30.60s	31.50s
4 MISTA EAGLE	8	25.2m	9.2m (0)	12.6m (0)	2:48.84	30.55s	31.97s
1 VIVID STRIDE	9	28.2m	4.8m (0)	7.4m (0)	2:49.09	30.48s	32.60s
13 STYLISH TREND	10	30.4m	17.8m (0)	19.4m (0)	2:49.26	30.41s	31.85s
12 HEZA RUMMAGE	11	40.8m	4.6m (1)	9.0m (1)	2:50.11	30.61s	33.45s

Finish Position and metres gained from 800m





Home of PJ Harness Analyser

Want to know how successful PJ Harness Analyser is?
Click here for regular updates

www.pjdata.com.au
admin@pjdata.com.au
www.facebook.com/PJHarnessRacing



RISE Digital, Harness Racing Australia nor the provider accepts any responsibility for the completeness or accuracy of any of the information contained herein, and makes no representations about its suitability for any particular purpose. Users should make their own judgements about those matters and/or seek independent advice. You assume all risks associated with use of data provided on this page

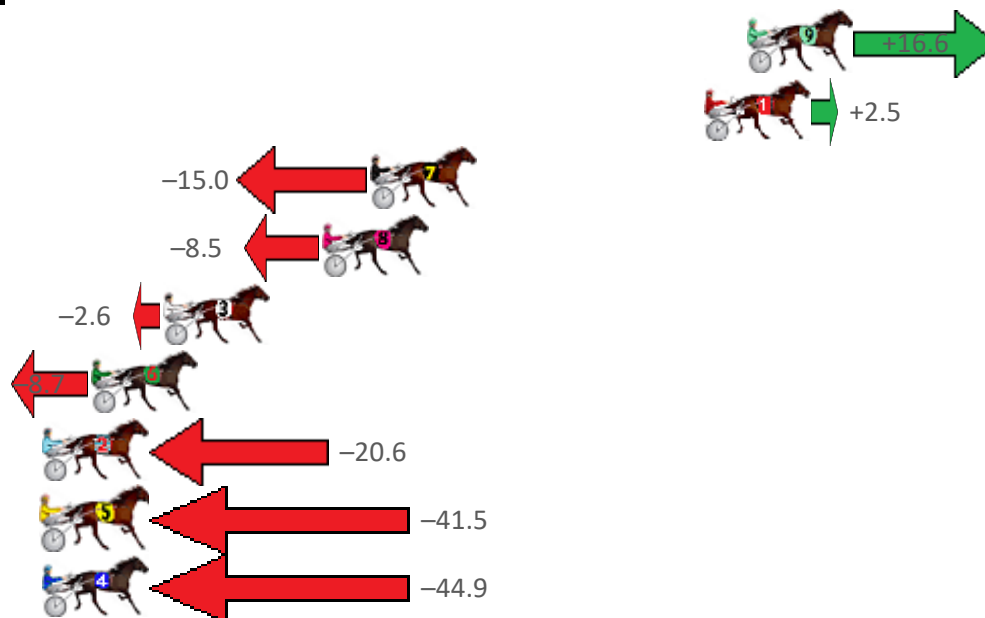
Launceston Race 10 Distance 2200m

Sunday, 11 September 2022

Gross Time: 2:42.60 MileRate: 1:58.90 LeadTime: 42.20s First Qtr: 31.80s Second Qtr: 30.30s Third Qtr: 28.80s Fourth Qtr: 29.50s

No Horse	Plc	Mar	800 Posi	400 Posi	Time	3rd Qtr	4th Qtr
9 DIAMONDS N CASH	1	0.0m	16.6m (2)	0.2m (1)	2:42.60	27.61s	29.49s
1 PARDOE PLUGGA	2	1.7m	4.2m (0)	4.2m (0)	2:42.73	28.80s	29.32s
7 AHA REACTION	3	15.0m	0.0m (0)	0.0m (0)	2:43.76	28.79s	30.60s
8 YOUNG ROOSTER	4	16.9m	8.4m (0)	8.0m (1)	2:43.91	28.76s	30.15s
3 TAROONA BROMAC	5	23.2m	20.6m (1)	14.4m (2)	2:44.39	28.34s	30.15s
6 VINNY CHASE	6	26.1m	17.4m (0)	19.6m (1)	2:44.62	28.95s	29.98s
2 EUREKA	7	33.6m	13.0m (1)	8.2m (2)	2:45.20	28.43s	31.36s
5 ROCK ON PLAYBOY	8	50.3m	8.8m (1)	12.6m (1)	2:46.49	29.04s	32.26s
4 DEADLY ASSASSIN	9	57.5m	12.6m (0)	19.6m (0)	2:47.05	29.27s	32.28s

Finish Position and metres gained from 800m





Home of PJ Harness Analyser

Want to know how successful PJ Harness Analyser is?
Click here for regular updates

www.pjdata.com.au
admin@pjdata.com.au
www.facebook.com/PJHarnessRacing



RISE Digital, Harness Racing Australia nor the provider accepts any responsibility for the completeness or accuracy of any of the information contained herein, and makes no representations about its suitability for any particular purpose. Users should make their own judgements about those matters and/or seek independent advice. You assume all risks associated with use of data provided on this page