

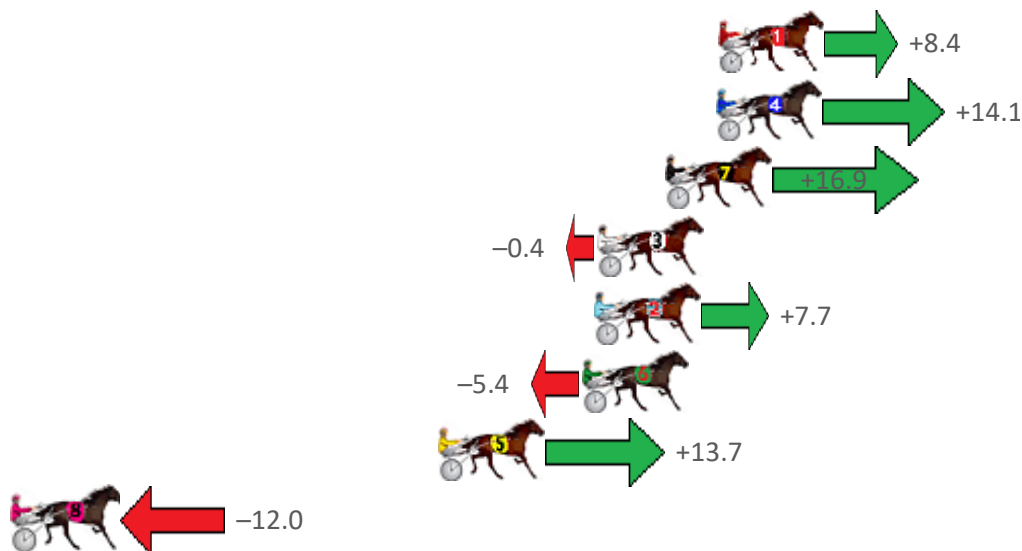
Launceston Race 1 Distance 2200m

Sunday, 4 September 2022

Gross Time: 2:49.20 MileRate: 2:03.70 LeadTime: 47.80s First Qtr: 32.30s Second Qtr: 30.90s Third Qtr: 29.20s Fourth Qtr: 29.00s

No Horse	Plc	Mar	800 Posi	400 Posi	Time	3rd Qtr	4th Qtr
1 KEEP PLAYING	1	0.0m	8.4m (0)	9.0m (0)	2:49.20	29.24s	28.35s
4 HEZA RUMMAGE	2	0.1m	14.2m (1)	0.2m (1)	2:49.21	28.19s	28.99s
7 IM QUITE AMERICAN	3	2.1m	19.0m (1)	5.2m (1)	2:49.36	28.20s	28.78s
3 OZZIE MAJOR	4	4.8m	4.4m (0)	4.6m (0)	2:49.57	29.21s	29.01s
2 GOT THE GOODS	5	4.9m	12.6m (0)	13.4m (0)	2:49.57	29.26s	28.39s
6 KARALTA DAZZLER	6	5.4m	0.0m (0)	0.0m (0)	2:49.61	29.20s	29.39s
5 STYLISH TREND	7	11.1m	24.8m (1)	10.2m (1)	2:50.04	28.14s	29.06s
8 ON MY OATH	8	34.2m	22.2m (0)	20.6m (0)	2:51.80	29.09s	29.98s

Finish Position and metres gained from 800m





Home of PJ Harness Analyser

Want to know how successful PJ Harness Analyser is?
Click here for regular updates

www.pjdata.com.au
admin@pjdata.com.au
www.facebook.com/PJHarnessRacing



RISE Digital, Harness Racing Australia nor the provider accepts any responsibility for the completeness or accuracy of any of the information contained herein, and makes no representations about its suitability for any particular purpose. Users should make their own judgements about those matters and/or seek independent advice. You assume all risks associated with use of data provided on this page

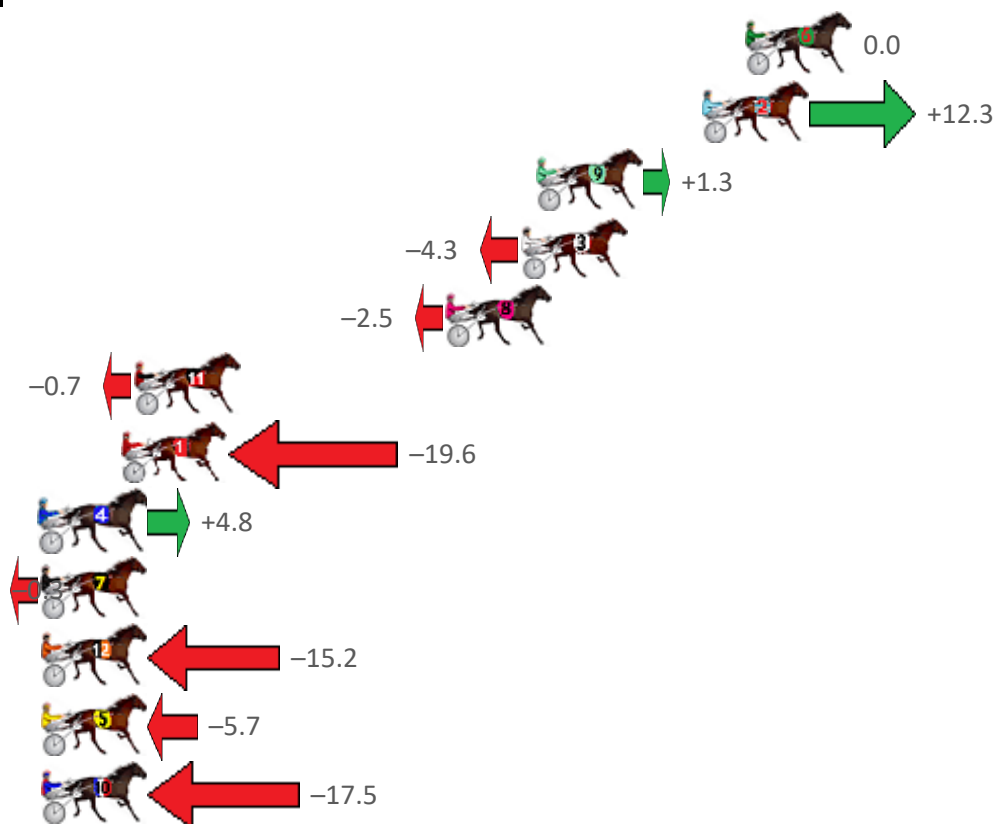
Launceston Race 2 Distance 1680m

Sunday, 4 September 2022

Gross Time: 2:02.00 MileRate: 1:56.90 LeadTime: 4.90s First Qtr: 27.70s Second Qtr: 30.40s Third Qtr: 29.30s Fourth Qtr: 29.70s

No Horse	Plc	Mar	800 Posi	400 Posi	Time	3rd Qtr	4th Qtr
6 TEE JAY CEE	1	0.0m	0.0m (0)	0.0m (0)	2:02.00	29.30s	29.70s
2 KERMADEC	2	1.7m	14.0m (1)	8.0m (2)	2:02.13	28.86s	29.23s
9 SEA HAWKE	3	8.3m	9.6m (0)	11.0m (1)	2:02.65	29.40s	29.50s
3 TO THE LOOKOUT	4	8.9m	4.6m (0)	4.8m (0)	2:02.69	29.31s	30.00s
8 BRIAN WHO	5	11.9m	9.4m (1)	5.6m (1)	2:02.93	29.02s	30.17s
11 CHRISTIAN JAZ	6	24.3m	23.6m (1)	23.0m (3)	2:03.89	29.26s	29.80s
1 BIGLITTLESIS	7	24.8m	5.2m (1)	1.2m (1)	2:03.93	28.99s	31.44s
4 MIDNIGHT IN MEMP	8	28.4m	33.2m (1)	23.2m (1)	2:04.21	28.56s	30.08s
7 RANIERI	9	29.1m	28.8m (1)	26.4m (4)	2:04.26	29.12s	29.90s
12 GUYS BETTOR BET	10	30.6m	15.4m (0)	17.8m (1)	2:04.38	29.47s	30.65s
5 THE BIG DIG	11	31.5m	25.8m (0)	20.6m (0)	2:04.45	28.91s	30.50s
10 CLASSIE AMERICAN	12	36.3m	18.8m (1)	21.6m (2)	2:04.83	29.50s	30.79s

Finish Position and metres gained from 800m





Home of PJ Harness Analyser

Want to know how successful PJ Harness Analyser is?
Click here for regular updates

www.pjdata.com.au
admin@pjdata.com.au
www.facebook.com/PJHarnessRacing



RISE Digital, Harness Racing Australia nor the provider accepts any responsibility for the completeness or accuracy of any of the information contained herein, and makes no representations about its suitability for any particular purpose. Users should make their own judgements about those matters and/or seek independent advice. You assume all risks associated with use of data provided on this page

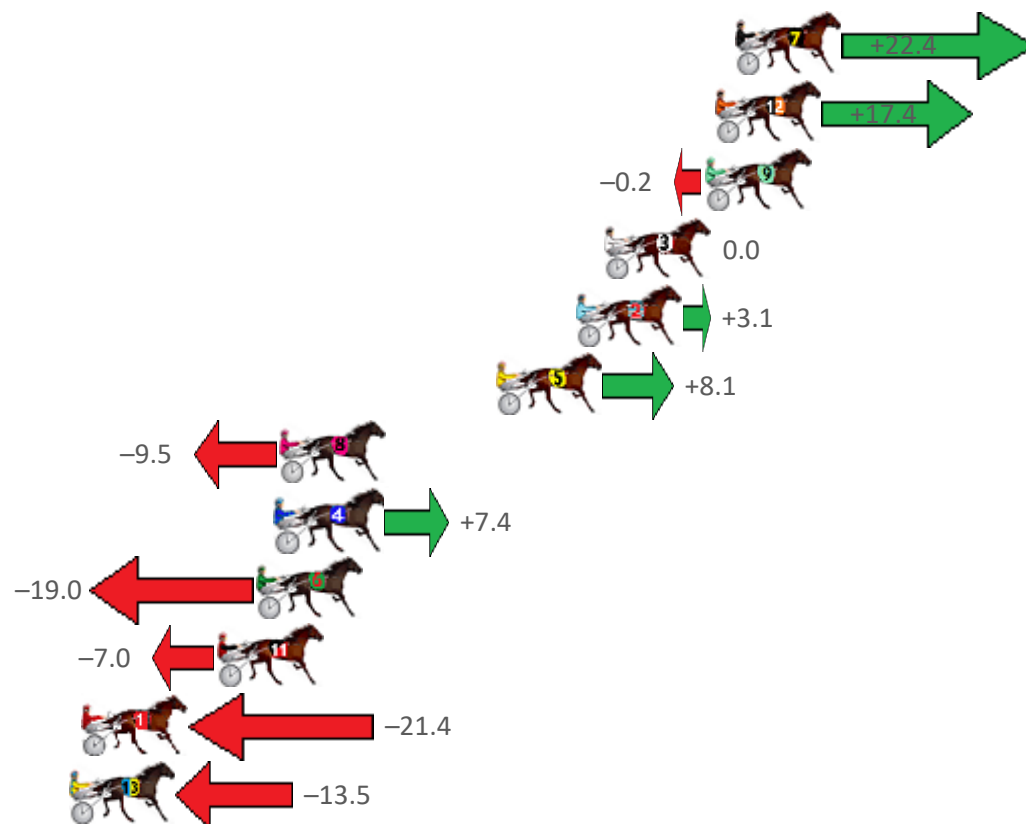
Launceston Race 3 Distance 2200m

Sunday, 4 September 2022

Gross Time: 2:47.70 MileRate: 2:02.60 LeadTime: 44.60s First Qtr: 32.90s Second Qtr: 31.60s Third Qtr: 29.80s Fourth Qtr: 28.80s

No Horse	Plc	Mar	800 Posi	400 Posi	Time	3rd Qtr	4th Qtr
7 CINOCAL JAMANE	1	0.0m	22.4m (1)	6.2m (2)	2:47.70	28.61s	28.36s
12 SLINGSHOT	2	0.8m	18.2m (1)	1.8m (2)	2:47.76	28.60s	28.73s
9 MAJOR DAVVIN	3	1.2m	1.0m (1)	0.4m (1)	2:47.79	29.76s	28.86s
3 RAFFAS ACE	4	5.2m	5.2m (1)	5.0m (1)	2:48.09	29.79s	28.81s
2 LONGNWINDINGRO	5	6.3m	9.4m (1)	9.4m (1)	2:48.18	29.80s	28.58s
5 ASHLEYS BLUE CHIP	6	9.5m	17.6m (0)	16.4m (0)	2:48.42	29.70s	28.31s
8 JO DINA	7	18.1m	8.6m (0)	8.6m (0)	2:49.07	29.81s	29.48s
4 PRINCELY REIGN	8	18.2m	25.6m (0)	13.4m (3)	2:49.08	28.92s	29.14s
6 HOT EMBERS	9	19.0m	0.0m (0)	0.0m (0)	2:49.14	29.82s	30.16s
11 LIVE FOR PEACE	10	20.6m	13.6m (1)	12.6m (2)	2:49.26	29.74s	29.37s
1 JIMI SANZ	11	26.0m	4.6m (0)	4.6m (0)	2:49.67	29.83s	30.33s
13 LITTLEBITOFMAGIC	12	26.5m	13.0m (0)	13.8m (1)	2:49.70	29.87s	29.71s

Finish Position and metres gained from 800m





Home of PJ Harness Analyser

Want to know how successful PJ Harness Analyser is?
Click here for regular updates

www.pjdata.com.au
admin@pjdata.com.au
www.facebook.com/PJHarnessRacing



RISE Digital, Harness Racing Australia nor the provider accepts any responsibility for the completeness or accuracy of any of the information contained herein, and makes no representations about its suitability for any particular purpose. Users should make their own judgements about those matters and/or seek independent advice. You assume all risks associated with use of data provided on this page

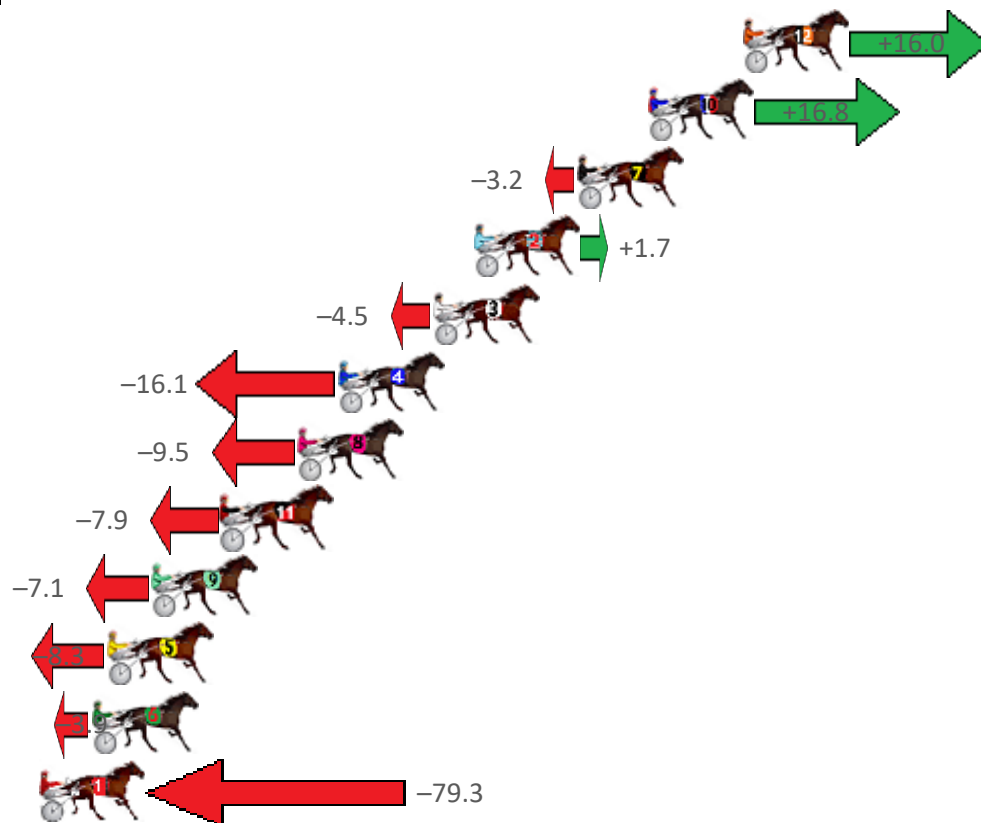
Launceston Race 4 Distance 2200m

Sunday, 4 September 2022

Gross Time: 2:45.30 MileRate: 2:00.90 LeadTime: 43.90s First Qtr: 31.10s Second Qtr: 31.80s Third Qtr: 29.30s Fourth Qtr: 29.20s

No Horse	Plc	Mar	800 Posi	400 Posi	Time	3rd Qtr	4th Qtr
12 FOREGONE CONCLU	1	0.0m	16.0m (2)	0.0m (2)	2:45.30	28.14s	29.20s
10 SPIKEY BOY	2	3.8m	20.6m (2)	6.4m (2)	2:45.59	28.27s	29.01s
7 SEVENTHREEOHSEVE	3	6.6m	3.4m (1)	1.0m (1)	2:45.81	29.13s	29.61s
2 SHAUN TO THE MAX	4	10.7m	12.4m (1)	15.4m (0)	2:46.12	29.52s	28.86s
3 LAFOND	5	12.3m	7.8m (1)	8.2m (0)	2:46.24	29.33s	29.50s
4 STAR ROCKER	6	16.1m	0.0m (0)	1.6m (0)	2:46.53	29.42s	30.25s
8 KIKKIMI	7	17.7m	8.2m (0)	20.8m (1)	2:46.66	30.22s	28.97s
11 TURQUOISE STRIDE	8	20.7m	12.8m (0)	25.2m (1)	2:46.89	30.20s	28.87s
9 GRAPHITE STRIDE	9	23.5m	16.4m (1)	20.8m (2)	2:47.10	29.62s	29.40s
5 INDIANNA SANZ	10	25.3m	17.0m (0)	25.0m (2)	2:47.24	29.88s	29.22s
6 KING OF COOL	11	25.9m	22.0m (0)	15.2m (2)	2:47.28	28.81s	29.98s
1 GALLIFREY DIRECT	12	83.5m	4.2m (0)	20.2m (0)	2:51.70	30.47s	33.80s

Finish Position and metres gained from 800m





Home of PJ Harness Analyser

Want to know how successful PJ Harness Analyser is?
Click here for regular updates

www.pjdata.com.au
admin@pjdata.com.au
www.facebook.com/PJHarnessRacing



RISE Digital, Harness Racing Australia nor the provider accepts any responsibility for the completeness or accuracy of any of the information contained herein, and makes no representations about its suitability for any particular purpose. Users should make their own judgements about those matters and/or seek independent advice. You assume all risks associated with use of data provided on this page

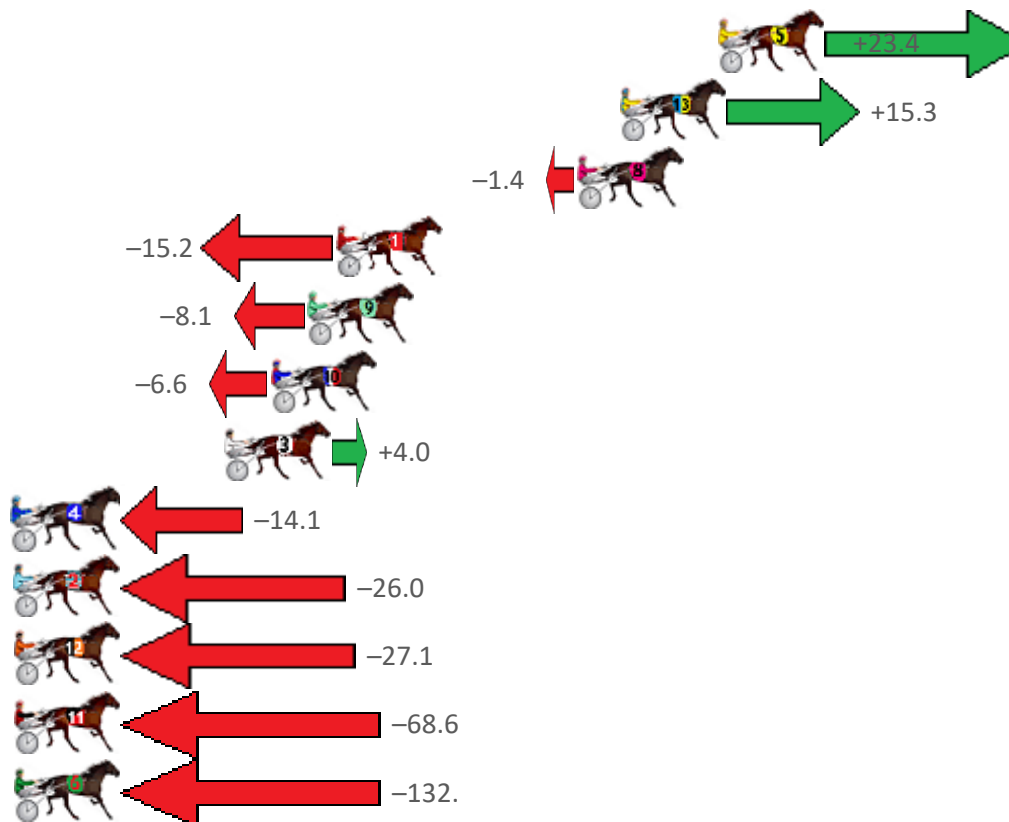
Launceston Race 5 Distance 2200m

Sunday, 4 September 2022

Gross Time: 2:44.10 MileRate: 2:00.10 LeadTime: 44.00s First Qtr: 30.80s Second Qtr: 30.70s Third Qtr: 29.10s Fourth Qtr: 29.50s

No Horse	Plc	Mar	800 Posi	400 Posi	Time	3rd Qtr	4th Qtr
5 SPOT ON	1	0.0m	23.4m (2)	9.2m (2)	2:44.10	28.07s	28.83s
13 JUNIPER	2	3.9m	19.2m (2)	0.0m (1)	2:44.40	27.70s	29.79s
8 TARLETON RILEY	3	5.6m	4.2m (0)	6.0m (0)	2:44.53	29.23s	29.47s
1 QUEENOFDANCE	4	15.2m	0.0m (0)	1.4m (0)	2:45.28	29.20s	30.51s
9 THE SITUATION	5	16.3m	8.2m (0)	10.8m (0)	2:45.36	29.29s	29.90s
10 PAWNBROKERS LAD	6	17.8m	11.2m (1)	15.6m (0)	2:45.48	29.42s	29.66s
3 STEVIE JOLT	7	19.6m	23.6m (0)	29.0m (2)	2:45.62	29.50s	28.81s
4 REDS GOOD TO GO	8	29.5m	15.4m (1)	22.0m (2)	2:46.38	29.58s	30.05s
2 JOHN RICHARD	9	32.6m	6.6m (1)	13.4m (2)	2:46.62	29.59s	30.91s
12 PICKLE IT	10	46.5m	19.4m (0)	25.6m (1)	2:47.70	29.54s	31.03s
11 DONT WRITE ME OF	11	83.4m	14.8m (0)	26.0m (0)	2:50.55	29.89s	33.71s
6 ARTYBOY GLENWOO	12	134.3m	2.2m (1)	9.0m (1)	2:54.49	29.53s	38.69s

Finish Position and metres gained from 800m





Home of PJ Harness Analyser

Want to know how successful PJ Harness Analyser is?
Click here for regular updates

www.pjdata.com.au
admin@pjdata.com.au
www.facebook.com/PJHarnessRacing



RISE Digital, Harness Racing Australia nor the provider accepts any responsibility for the completeness or accuracy of any of the information contained herein, and makes no representations about its suitability for any particular purpose. Users should make their own judgements about those matters and/or seek independent advice. You assume all risks associated with use of data provided on this page

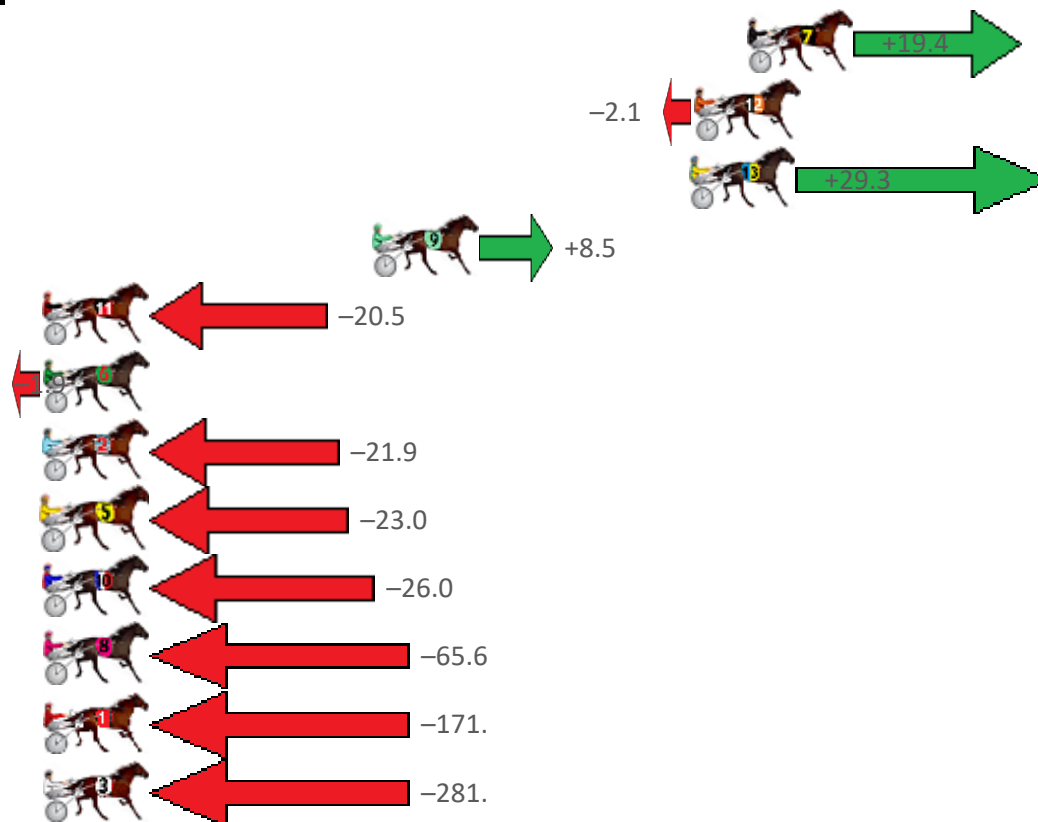
Launceston Race 6 Distance 2200m

Sunday, 4 September 2022

Gross Time: 2:43.60 MileRate: 1:59.70 LeadTime: 44.10s First Qtr: 29.80s Second Qtr: 30.00s Third Qtr: 30.00s Fourth Qtr: 29.70s

No Horse	Plc	Mar	800 Posi	400 Posi	Time	3rd Qtr	4th Qtr
7 WE SALUTE YOU	1	0.0m	19.4m (0)	20.0m (0)	2:43.60	30.04s	28.22s
12 ENDEAVOUR STRIDE	2	2.1m	0.0m (0)	0.0m (0)	2:43.76	30.00s	29.86s
13 PUNTARNO STRIDE	3	2.3m	31.6m (2)	15.6m (3)	2:43.78	28.81s	28.72s
9 CHRISTIAN MAJOR	4	14.9m	23.4m (1)	21.6m (3)	2:44.76	29.86s	29.21s
11 RAMBLEON	5	34.9m	14.4m (0)	32.8m (1)	2:46.32	31.37s	29.86s
6 SMOOTH DEAL	6	38.1m	36.2m (1)	23.4m (1)	2:46.57	29.06s	30.79s
2 DEBT TILL WE PART	7	41.5m	19.6m (2)	17.2m (2)	2:46.83	29.83s	31.49s
5 WHATTA GOOD REA	8	51.6m	28.6m (0)	33.2m (2)	2:47.62	30.35s	31.06s
10 MARSDEN HEIGHTS	9	54.2m	28.2m (1)	38.4m (1)	2:47.82	30.76s	30.87s
8 MAJOR ASSASSIN	10	76.0m	10.4m (0)	18.8m (1)	2:49.52	30.64s	33.92s
1 BIG GEM MONTANA	11	176.6m	5.4m (0)	31.2m (0)	2:57.35	31.97s	40.44s
3 MACH BRILLIANCE	12	296.8m	15.8m (1)	80.0m (0)	3:06.70	34.84s	45.71s

Finish Position and metres gained from 800m





Home of PJ Harness Analyser

Want to know how successful PJ Harness Analyser is?
Click here for regular updates

www.pjdata.com.au
admin@pjdata.com.au
www.facebook.com/PJHarnessRacing



RISE Digital, Harness Racing Australia nor the provider accepts any responsibility for the completeness or accuracy of any of the information contained herein, and makes no representations about its suitability for any particular purpose. Users should make their own judgements about those matters and/or seek independent advice. You assume all risks associated with use of data provided on this page

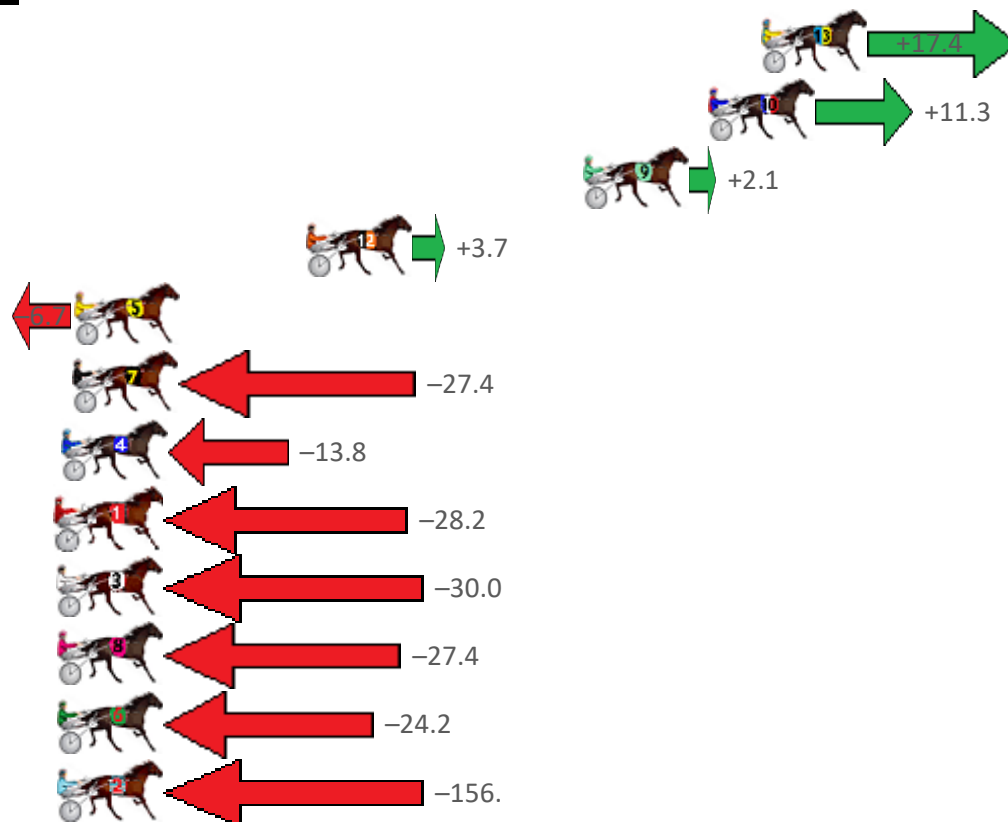
Launceston Race 7 Distance 2200m

Sunday, 4 September 2022

Gross Time: 2:45.70 MileRate: 2:01.20 LeadTime: 43.30s First Qtr: 31.20s Second Qtr: 31.90s Third Qtr: 30.20s Fourth Qtr: 29.10s

No Horse	Plc	Mar	800 Posi	400 Posi	Time	3rd Qtr	4th Qtr
13 MY CELEBRITY	1	0.0m	17.4m (2)	7.4m (3)	2:45.70	29.45s	28.56s
10 MACH ANGELO	2	2.1m	13.4m (2)	2.6m (2)	2:45.86	29.40s	29.06s
9 IMAGE OF STARZZZ	3	7.1m	9.2m (2)	0.0m (1)	2:46.24	29.53s	29.61s
12 MY ULTIMATE ROME	4	18.1m	21.8m (2)	13.2m (2)	2:47.08	29.57s	29.45s
5 DON HESTON	5	27.3m	20.6m (1)	18.0m (1)	2:47.78	30.02s	29.77s
7 REMEMBER ME NO	6	27.4m	0.0m (0)	0.8m (0)	2:47.79	30.30s	31.02s
4 AUNTY BESSY	7	27.8m	14.0m (0)	12.6m (1)	2:47.82	30.12s	30.20s
1 BENJAMIN NIADH	8	32.4m	4.2m (0)	6.0m (0)	2:48.17	30.37s	31.01s
3 FURY DAN	9	34.2m	4.2m (1)	4.6m (1)	2:48.31	30.27s	31.24s
8 WILL AND ANDY	10	35.8m	8.4m (0)	7.8m (2)	2:48.43	30.19s	31.13s
6 BE GOOD BENNY	11	38.2m	14.0m (1)	14.0m (0)	2:48.62	30.23s	30.85s
2 SEAMARK	12	165.9m	9.6m (1)	33.0m (0)	2:58.37	32.11s	38.71s

Finish Position and metres gained from 800m





Home of PJ Harness Analyser

Want to know how successful PJ Harness Analyser is?
Click here for regular updates

www.pjdata.com.au
admin@pjdata.com.au
www.facebook.com/PJHarnessRacing



RISE Digital, Harness Racing Australia nor the provider accepts any responsibility for the completeness or accuracy of any of the information contained herein, and makes no representations about its suitability for any particular purpose. Users should make their own judgements about those matters and/or seek independent advice. You assume all risks associated with use of data provided on this page

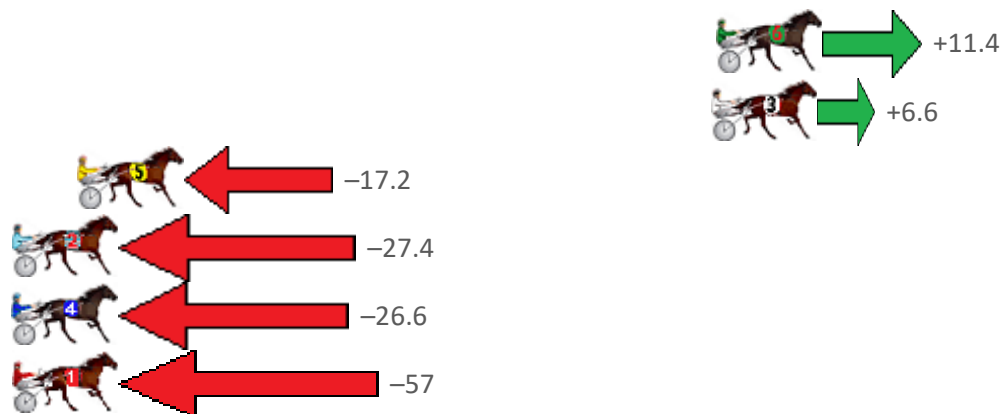
Launceston Race 8 Distance 2200m

Sunday, 4 September 2022

Gross Time: 2:46.30 MileRate: 2:01.70 LeadTime: 45.90s First Qtr: 32.40s Second Qtr: 29.90s Third Qtr: 29.60s Fourth Qtr: 28.50s

No Horse	Plc	Mar	800 Posi	400 Posi	Time	3rd Qtr	4th Qtr
6 MACHS MARETA	1	0.0m	11.4m (1)	6.8m (2)	2:46.30	29.26s	28.02s
3 TRUE STEPPER	2	0.2m	6.8m (1)	1.6m (2)	2:46.31	29.22s	28.40s
5 ROCKINFEELGOOD	3	25.4m	8.2m (0)	9.4m (0)	2:48.20	29.71s	29.63s
2 KENS CHIPS	4	29.8m	2.4m (1)	0.0m (1)	2:48.53	29.47s	30.61s
4 JANJUC	5	30.6m	4.0m (0)	6.6m (1)	2:48.59	29.82s	30.20s
1 MAYWYNS JEWEL	6	56.5m	0.0m (0)	3.0m (0)	2:50.53	29.89s	32.29s

Finish Position and metres gained from 800m





Home of PJ Harness Analyser

Want to know how successful PJ Harness Analyser is?
Click here for regular updates

www.pjdata.com.au
admin@pjdata.com.au
www.facebook.com/PJHarnessRacing



RISE Digital, Harness Racing Australia nor the provider accepts any responsibility for the completeness or accuracy of any of the information contained herein, and makes no representations about its suitability for any particular purpose. Users should make their own judgements about those matters and/or seek independent advice. You assume all risks associated with use of data provided on this page