

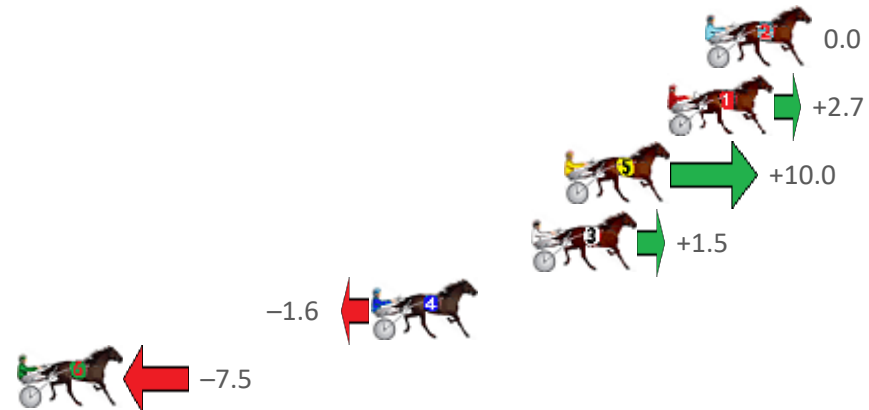
# Hobart Race 1 Distance 2090m

Sunday, 25 September 2022

Gross Time: 2:38.90 MileRate: 2:02.30 LeadTime: 35.30s First Qtr: 33.30s Second Qtr: 33.10s Third Qtr: 28.90s Fourth Qtr: 28.30s

No Horse	Plc	Mar	800 Posi	400 Posi	Time	3rd Qtr	4th Qtr
2 ENDEAVOUR STRIDE	1	0.0m	0.0m (0)	0.0m (0)	2:38.90	28.90s	28.30s
1 CAPTAIN COSMONA	2	1.5m	4.2m (0)	4.4m (0)	2:39.01	28.91s	28.10s
5 CASTLE RETREAT	3	5.6m	15.6m (1)	8.8m (1)	2:39.32	28.41s	28.07s
3 WHERE YA BIN	4	6.9m	8.4m (0)	8.8m (0)	2:39.41	28.93s	28.17s
4 KARDESLER	5	13.2m	11.6m (1)	4.4m (1)	2:39.88	28.39s	28.92s
6 MONTANA FLASH	6	27.3m	19.8m (1)	13.8m (1)	2:40.93	28.48s	29.25s

## Finish Position and metres gained from 800m





### Home of PJ Harness Analyser

Want to know how successful PJ Harness Analyser is?  
Click here for regular updates

[www.pjdata.com.au](http://www.pjdata.com.au)
[admin@pjdata.com.au](mailto:admin@pjdata.com.au)
[www.facebook.com/PJHarnessRacing](https://www.facebook.com/PJHarnessRacing)



RISE Digital, Harness Racing Australia nor the provider accepts any responsibility for the completeness or accuracy of any of the information contained herein, and makes no representations about its suitability for any particular purpose. Users should make their own judgements about those matters and/or seek independent advice. You assume all risks associated with use of data provided on this page

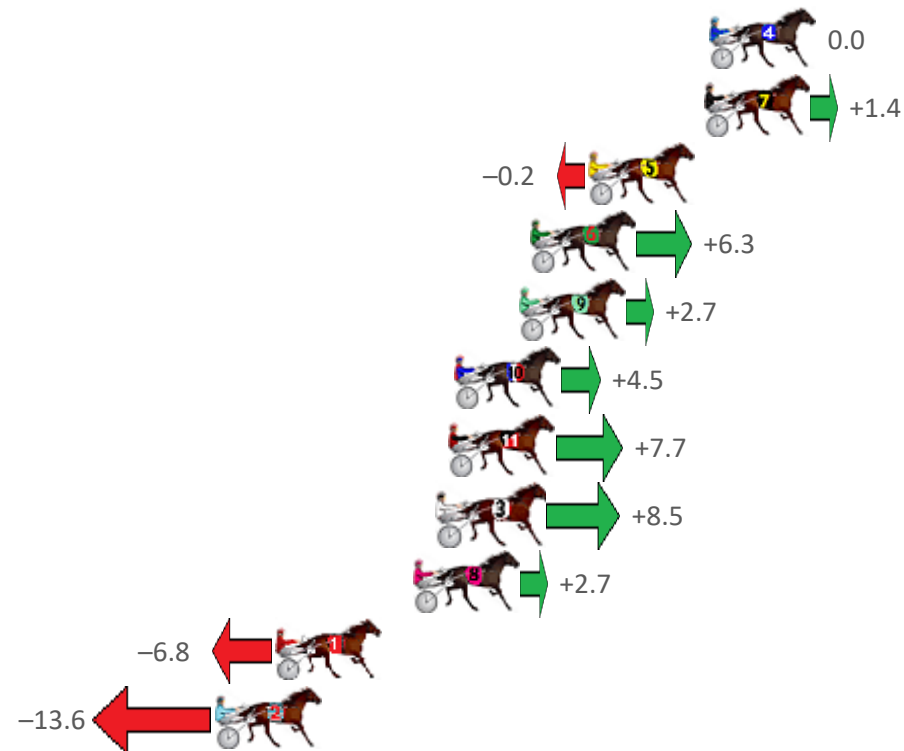
# Hobart Race 2 Distance 2090m

Sunday, 25 September 2022

Gross Time: 2:36.60 MileRate: 2:00.60 LeadTime: 34.20s First Qtr: 31.70s Second Qtr: 31.50s Third Qtr: 29.00s Fourth Qtr: 30.20s

No Horse	Plc	Mar	800 Posi	400 Posi	Time	3rd Qtr	4th Qtr
4 WHEY BETTER	1	0.0m	0.0m (0)	0.0m (0)	2:36.60	29.00s	30.20s
7 MAJOR DAVVIN	2	0.2m	1.6m (1)	3.4m (1)	2:36.62	29.14s	29.96s
5 MISSIN ROCK	3	4.8m	4.6m (0)	7.0m (0)	2:36.98	29.18s	30.03s
6 IM ROCK SOLID	4	7.1m	13.4m (2)	10.4m (2)	2:37.16	28.78s	29.95s
9 STREETSIDE CLASSIC	5	7.5m	10.2m (1)	13.2m (0)	2:37.19	29.23s	29.77s
10 IFBUTZANDMAYBES	6	10.1m	14.6m (1)	19.6m (2)	2:37.40	29.38s	29.49s
11 MURRY	7	10.3m	18.0m (2)	15.0m (2)	2:37.41	28.79s	29.85s
3 DELIGHTFUL JUNIE	8	10.7m	19.2m (1)	24.2m (2)	2:37.45	29.39s	29.19s
8 JACKSON NEPTUNE	9	11.7m	14.4m (0)	19.4m (1)	2:37.53	29.38s	29.62s
1 MISS BARTY	10	17.2m	10.4m (0)	19.2m (0)	2:37.96	29.65s	30.05s
2 KENS CHIPS	11	19.6m	6.0m (1)	12.4m (1)	2:38.15	29.46s	30.74s

## Finish Position and metres gained from 800m





### Home of PJ Harness Analyser

Want to know how successful PJ Harness Analyser is?  
Click here for regular updates.

[www.pjdata.com.au](http://www.pjdata.com.au)
[admin@pjdata.com.au](mailto:admin@pjdata.com.au)
[www.facebook.com/PJHarnessRacing](https://www.facebook.com/PJHarnessRacing)



RISE Digital, Harness Racing Australia nor the provider accepts any responsibility for the completeness or accuracy of any of the information contained herein, and makes no representations about its suitability for any particular purpose. Users should make their own judgements about those matters and/or seek independent advice. You assume all risks associated with use of data provided on this page

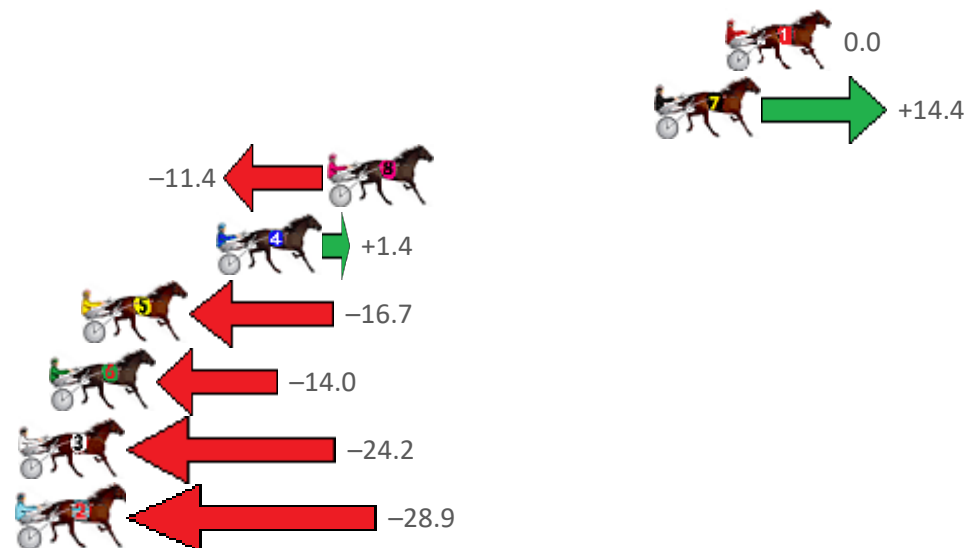
# Hobart Race 3 Distance 2090m

Sunday, 25 September 2022

Gross Time: 2:38.40 MileRate: 2:02.00 LeadTime: 35.70s First Qtr: 32.70s Second Qtr: 30.90s Third Qtr: 30.50s Fourth Qtr: 28.60s

No Horse	Plc	Mar	800 Posi	400 Posi	Time	3rd Qtr	4th Qtr
1 GALAXY DANCER	1	0.0m	0.0m (0)	0.0m (0)	2:38.40	30.50s	28.60s
7 JUST TIGER	2	2.8m	17.2m (1)	5.4m (2)	2:38.61	29.63s	28.42s
8 DRAGON BLOOD	3	15.8m	4.4m (0)	4.6m (0)	2:39.59	30.54s	29.40s
4 MISCELLANEOUS	4	20.2m	21.6m (1)	9.8m (2)	2:39.92	29.66s	29.34s
5 OUR IDEAL FELLA	5	25.5m	8.8m (0)	8.8m (0)	2:40.32	30.54s	29.79s
6 JUST A GEM	6	26.8m	12.8m (1)	13.4m (1)	2:40.41	30.58s	29.55s
3 DREAMS ARE BETTO	7	33.4m	9.2m (1)	8.8m (1)	2:40.91	30.53s	30.35s
2 MAXI JOLT	8	33.7m	4.8m (1)	3.8m (1)	2:40.93	30.50s	30.73s

Finish Position and metres gained from 800m





## Home of PJ Harness Analyser

Want to know how successful PJ Harness Analyser is?  
Click here for regular updates

[www.pjdata.com.au](http://www.pjdata.com.au)
[admin@pjdata.com.au](mailto:admin@pjdata.com.au)
[www.facebook.com/PJHarnessRacing](https://www.facebook.com/PJHarnessRacing)



RISE Digital, Harness Racing Australia nor the provider accepts any responsibility for the completeness or accuracy of any of the information contained herein, and makes no representations about its suitability for any particular purpose. Users should make their own judgements about those matters and/or seek independent advice. You assume all risks associated with use of data provided on this page

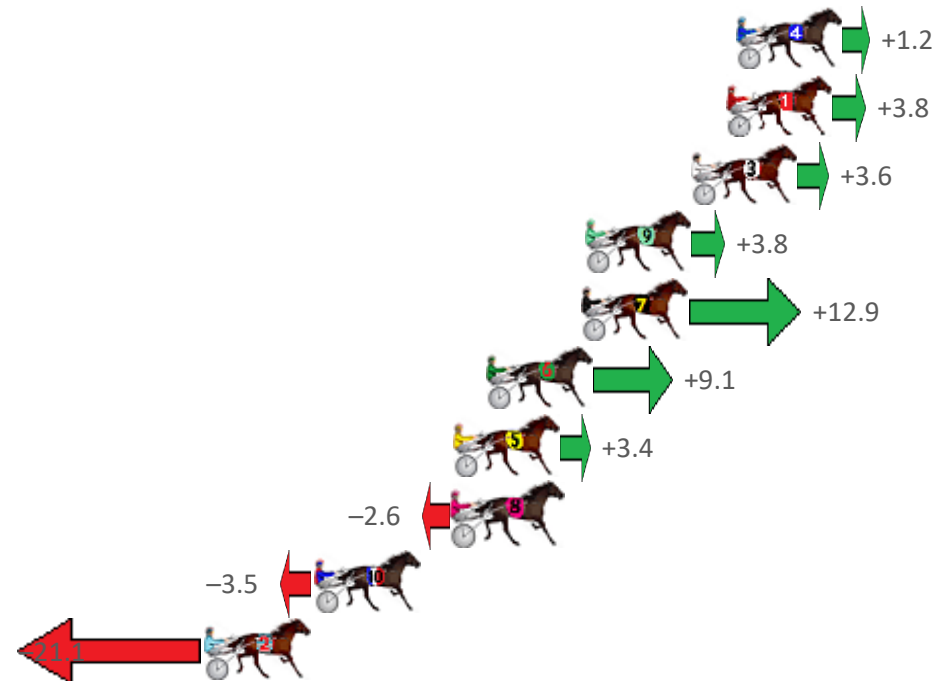
# Hobart Race 4 Distance 1609m

Sunday, 25 September 2022

Gross Time: 1:58.80 MileRate: 1:58.80 LeadTime: 0.00s First Qtr: 28.00s Second Qtr: 31.30s Third Qtr: 29.20s Fourth Qtr: 30.20s

No Horse	Plc	Mar	800 Posi	400 Posi	Time	3rd Qtr	4th Qtr
4 KIAVINO STRIDE	1	0.0m	1.2m (1)	0.0m (0)	1:58.80	29.11s	30.20s
1 GORDIEVSKY LEIS	2	0.4m	4.2m (0)	11.6m (1)	1:58.83	29.76s	29.36s
3 WHATTA GOOD REA	3	1.8m	5.4m (1)	3.2m (1)	1:58.94	29.04s	30.09s
9 NERO STRIDE	4	6.0m	9.8m (1)	7.6m (1)	1:59.27	29.04s	30.08s
7 MILITARY MAN	5	6.1m	19.0m (1)	21.4m (3)	1:59.28	29.40s	29.05s
6 LIFE OF BRIAN	6	9.9m	19.0m (0)	20.4m (0)	1:59.58	29.32s	29.41s
5 SHARMEY	7	11.2m	14.6m (1)	11.8m (2)	1:59.69	28.99s	30.15s
8 MACHS MARETA	8	11.2m	8.6m (0)	15.6m (1)	1:59.69	29.72s	29.87s
10 THE DUDE	9	16.7m	13.2m (0)	17.2m (2)	2:00.12	29.50s	30.16s
2 ROCKNROLL NITRO	10	21.1m	0.0m (0)	7.2m (0)	2:00.47	29.71s	31.24s

## Finish Position and metres gained from 800m





### Home of PJ Harness Analyser

Want to know how successful PJ Harness Analyser is?  
Click here for regular updates

[www.pjdata.com.au](http://www.pjdata.com.au)
[admin@pjdata.com.au](mailto:admin@pjdata.com.au)
[www.facebook.com/PJHarnessRacing](https://www.facebook.com/PJHarnessRacing)



RISE Digital, Harness Racing Australia nor the provider accepts any responsibility for the completeness or accuracy of any of the information contained herein, and makes no representations about its suitability for any particular purpose. Users should make their own judgements about those matters and/or seek independent advice. You assume all risks associated with use of data provided on this page

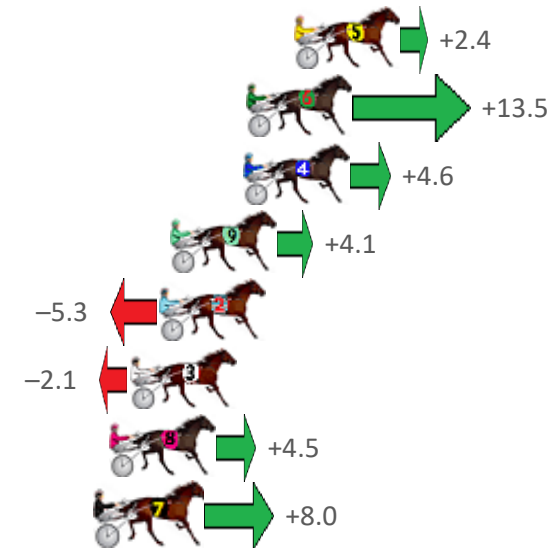
# Hobart Race 5 Distance 1609m

Sunday, 25 September 2022

Gross Time: 2:00.10 MileRate: 2:00.10 LeadTime: 0.00s First Qtr: 28.80s Second Qtr: 32.40s Third Qtr: 29.50s Fourth Qtr: 29.40s

No Horse	Plc	Mar	800 Posi	400 Posi	Time	3rd Qtr	4th Qtr
5 IDEN BOUTIQUE	1	0.0m 2.4m (1)	0.0m (1)	2:00.10	29.32s	29.40s	
6 BEAST MODE	2	1.9m 15.4m (0)	13.2m (0)	2:00.25	29.34s	28.57s	
4 DEBT TILL WE PART	3	2.0m 6.6m (1)	4.2m (1)	2:00.25	29.32s	29.24s	
9 LESYA	4	4.9m 9.0m (0)	9.2m (0)	2:00.48	29.51s	29.09s	
2 ONEOFTHELADS	5	5.3m 0.0m (0)	0.2m (0)	2:00.51	29.52s	29.77s	
3 SPOT ON	6	6.5m 4.4m (0)	4.6m (0)	2:00.60	29.51s	29.54s	
8 NO NUKES SKIPPER	7	7.3m 11.8m (1)	9.4m (1)	2:00.66	29.32s	29.25s	
7 KENYA	8	7.8m 15.8m (1)	14.2m (1)	2:00.70	29.38s	28.93s	

## Finish Position and metres gained from 800m





### Home of PJ Harness Analyser

Want to know how successful PJ Harness Analyser is?  
Click here for regular updates

[www.pjdata.com.au](http://www.pjdata.com.au)
[admin@pjdata.com.au](mailto:admin@pjdata.com.au)
[www.facebook.com/PJHarnessRacing](https://www.facebook.com/PJHarnessRacing)



RISE Digital, Harness Racing Australia nor the provider accepts any responsibility for the completeness or accuracy of any of the information contained herein, and makes no representations about its suitability for any particular purpose. Users should make their own judgements about those matters and/or seek independent advice. You assume all risks associated with use of data provided on this page


# Hobart Race 6 Distance 2090m

Sunday, 25 September 2022

Gross Time: 2:37.60 MileRate: 2:01.30 LeadTime: 35.40s First Qtr: 32.30s Second Qtr: 32.20s Third Qtr: 29.80s Fourth Qtr: 27.90s

NoHorse	Plc	Mar	800 Posi	400 Posi	Time	3rd Qtr	4th Qtr
3 THE BROOKLYN BRA	1	0.0m	0.0m (0)	0.0m (0)	2:37.60	29.80s	27.90s
1 EQUITY STRIDE	2	0.8m	4.0m (0)	4.0m (0)	2:37.66	29.79s	27.68s
11 VINNY CHASE	3	15.6m	12.6m (0)	12.6m (0)	2:38.74	29.81s	28.11s
8 TAROONA BROMAC	4	17.1m	8.4m (0)	8.4m (0)	2:38.85	29.82s	28.50s
4 KOHANAH	5	21.3m	8.2m (1)	3.2m (2)	2:39.16	29.48s	29.16s
10 YOUNG ROOSTER	6	23.1m	21.8m (1)	11.6m (3)	2:39.29	29.10s	28.70s
6 EUREKA	7	23.6m	16.6m (0)	12.4m (2)	2:39.33	29.53s	28.68s
5 ROCK ON PLAYBOY	8	24.0m	12.2m (1)	7.6m (2)	2:39.36	29.51s	29.04s
9 WE SALUTE YOU	9	24.3m	16.8m (1)	7.0m (3)	2:39.38	29.14s	29.10s
2 ROCKNOVERTIME	10	34.0m	3.8m (1)	3.8m (1)	2:40.09	29.87s	29.99s
7 DEADLY ASSASSIN	11	162.3m	80.0m (0)	120.0m (0)	2:49.51	32.77s	30.83s

Finish Position and metres gained from 800m





## Home of PJ Harness Analyser

Want to know how successful PJ Harness Analyser is?  
Click here for regular updates

[www.pjdata.com.au](http://www.pjdata.com.au)
[admin@pjdata.com.au](mailto:admin@pjdata.com.au)
[www.facebook.com/PJHarnessRacing](https://www.facebook.com/PJHarnessRacing)



RISE Digital, Harness Racing Australia nor the provider accepts any responsibility for the completeness or accuracy of any of the information contained herein, and makes no representations about its suitability for any particular purpose. Users should make their own judgements about those matters and/or seek independent advice. You assume all risks associated with use of data provided on this page



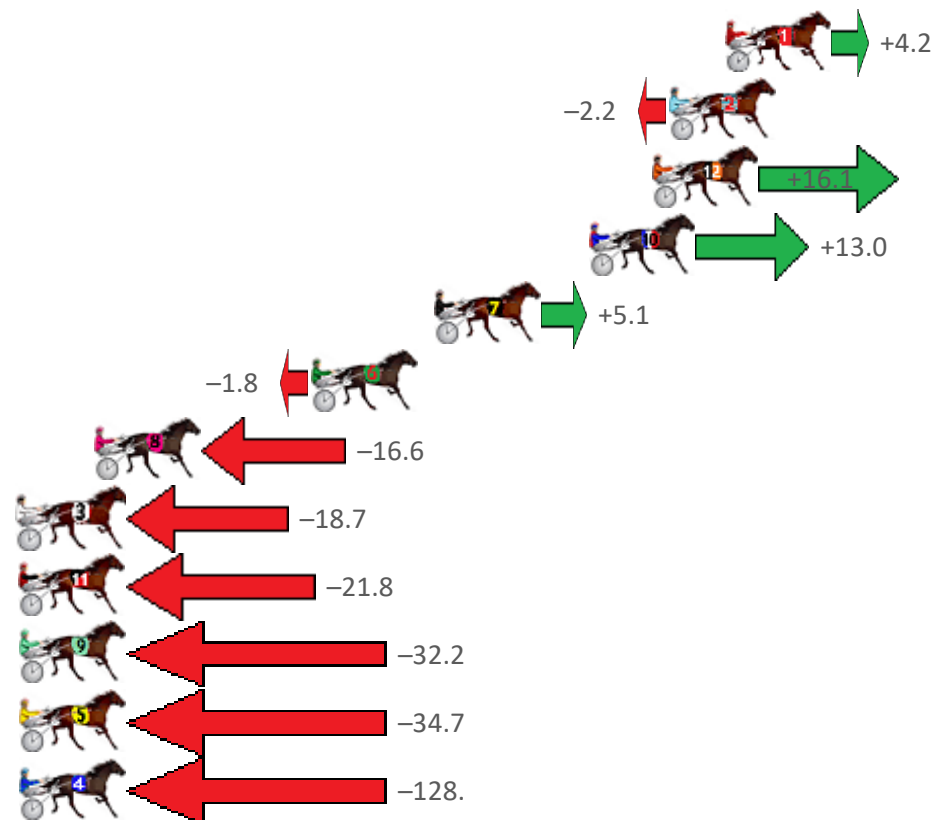
# Hobart Race 7 Distance 2090m

Sunday, 25 September 2022

Gross Time: 2:37.00 MileRate: 2:00.90 LeadTime: 34.70s First Qtr: 30.20s Second Qtr: 31.00s Third Qtr: 30.00s Fourth Qtr: 31.10s

No Horse	Plc	Mar	800 Posi	400 Posi	Time	3rd Qtr	4th Qtr
1 TO THE LOOKOUT	1	0.0m	4.2m (0)	4.8m (0)	2:37.00	30.05s	30.73s
2 EYE SEE DOUBLE	2	2.2m	0.0m (0)	0.0m (0)	2:37.18	30.00s	31.27s
12 JUNIPER	3	2.9m	19.0m (2)	0.2m (1)	2:37.24	28.57s	31.31s
10 KERMADEC	4	5.4m	18.4m (1)	10.4m (3)	2:37.44	29.40s	30.71s
7 MIDNIGHT IN MEMP	5	11.5m	16.6m (0)	15.2m (0)	2:37.94	29.90s	30.81s
6 SMILE LYLE	6	16.4m	14.6m (2)	6.4m (1)	2:38.33	29.36s	31.87s
8 BRIAN WHO	7	25.0m	8.4m (0)	13.4m (2)	2:39.03	30.36s	32.00s
3 BOLTNMACH	8	29.1m	10.4m (2)	12.0m (1)	2:39.37	30.10s	32.42s
11 ULTIMATE ME	9	34.4m	12.6m (0)	18.6m (1)	2:39.80	30.43s	32.32s
9 MY CELEBRITY	10	46.0m	13.8m (1)	17.0m (3)	2:40.74	30.20s	33.34s
5 STAROFREMEMBRA	11	57.1m	22.4m (0)	36.0m (0)	2:41.64	31.00s	32.73s
4 CINOCAL JAMANE	12	136.6m	8.0m (1)	45.0m (1)	2:48.11	32.68s	38.18s

## Finish Position and metres gained from 800m





### Home of PJ Harness Analyser

Want to know how successful PJ Harness Analyser is?  
Click here for regular updates

[www.pjdata.com.au](http://www.pjdata.com.au)
[admin@pjdata.com.au](mailto:admin@pjdata.com.au)
[www.facebook.com/PJHarnessRacing](https://www.facebook.com/PJHarnessRacing)



RISE Digital, Harness Racing Australia nor the provider accepts any responsibility for the completeness or accuracy of any of the information contained herein, and makes no representations about its suitability for any particular purpose. Users should make their own judgements about those matters and/or seek independent advice. You assume all risks associated with use of data provided on this page

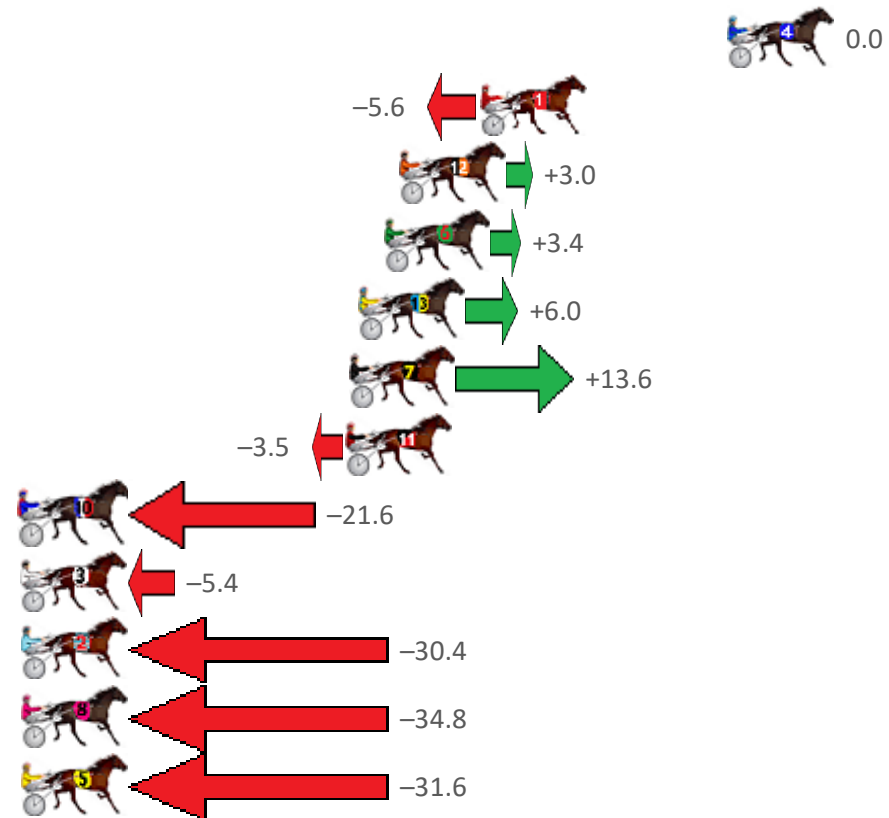
# Hobart Race 8 Distance 2090m

Sunday, 25 September 2022

Gross Time: 2:35.90 MileRate: 2:00.10 LeadTime: 35.20s First Qtr: 30.80s Second Qtr: 30.20s Third Qtr: 29.10s Fourth Qtr: 30.60s

No Horse	Plc	Mar	800 Posi	400 Posi	Time	3rd Qtr	4th Qtr
4 SOUTHSORE	1	0.0m	0.0m (0)	0.0m (0)	2:35.90	29.10s	30.60s
1 SEA HAWKE	2	9.8m	4.2m (0)	5.2m (0)	2:36.68	29.17s	30.95s
12 TRUE STEPPER	3	13.0m	16.0m (1)	18.0m (1)	2:36.94	29.26s	30.22s
6 TEE JAY CEE	4	13.6m	17.0m (0)	25.6m (1)	2:36.99	29.76s	29.69s
13 TARLETON RILEY	5	14.6m	20.6m (1)	22.8m (2)	2:37.07	29.28s	29.98s
7 FOREGONE CONCLU	6	15.0m	28.6m (2)	16.8m (2)	2:37.10	28.23s	30.46s
11 WITH REVENGE	7	15.1m	11.6m (1)	14.0m (0)	2:37.11	29.28s	30.68s
10 VIGOROSO	8	28.6m	7.0m (1)	7.2m (2)	2:38.19	29.07s	32.23s
3 REDS GOOD TO GO	9	30.0m	24.6m (1)	28.0m (2)	2:38.30	29.35s	30.75s
2 STEVIE JOLT	10	33.0m	2.6m (1)	6.6m (1)	2:38.54	29.35s	32.61s
8 DAPPER	11	43.6m	8.8m (0)	25.6m (0)	2:39.39	30.31s	31.97s
5 GUIDO DA SIENA	12	44.6m	13.0m (0)	30.6m (1)	2:39.47	30.38s	31.67s

## Finish Position and metres gained from 800m





### Home of PJ Harness Analyser

Want to know how successful PJ Harness Analyser is?  
Click here for regular updates

[www.pjdata.com.au](http://www.pjdata.com.au)
[admin@pjdata.com.au](mailto:admin@pjdata.com.au)
[www.facebook.com/PJHarnessRacing](https://www.facebook.com/PJHarnessRacing)



RISE Digital, Harness Racing Australia nor the provider accepts any responsibility for the completeness or accuracy of any of the information contained herein, and makes no representations about its suitability for any particular purpose. Users should make their own judgements about those matters and/or seek independent advice. You assume all risks associated with use of data provided on this page



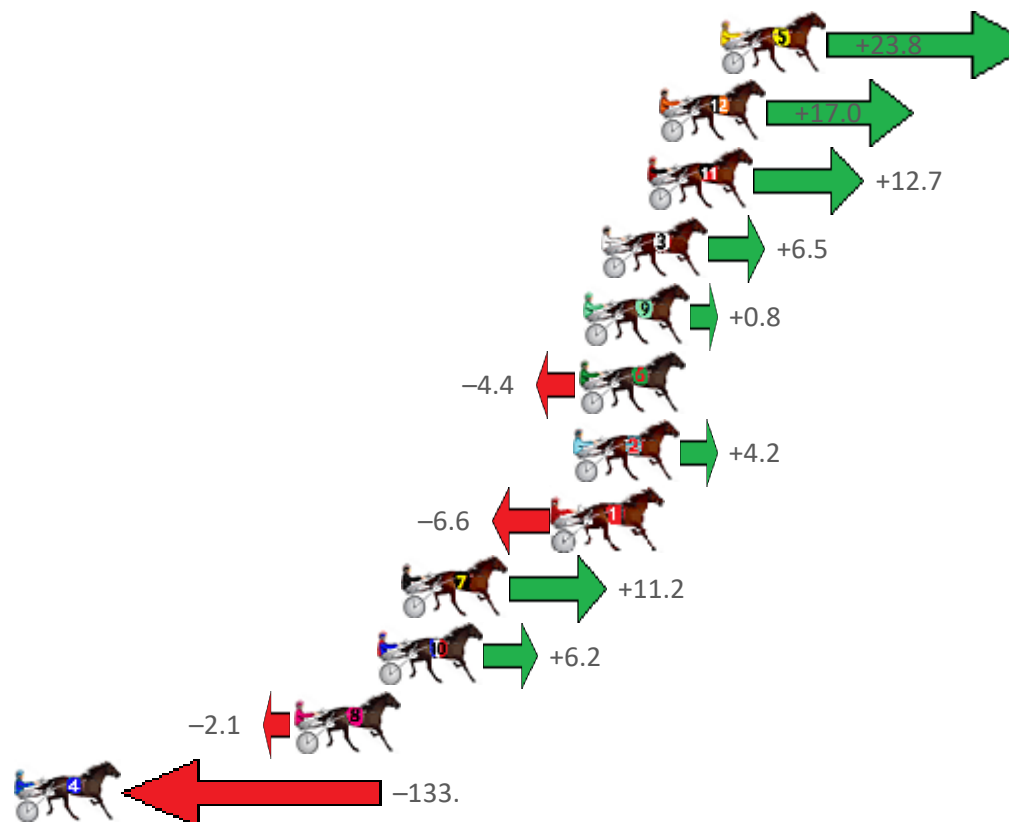
# Hobart Race 9 Distance 1609m

Sunday, 25 September 2022

Gross Time: 2:00.70 MileRate: 2:00.70 LeadTime: 0.00s First Qtr: 28.40s Second Qtr: 30.30s Third Qtr: 30.00s Fourth Qtr: 32.00s

No Horse	Plc	Mar	800 Posi	400 Posi	Time	3rd Qtr	4th Qtr
5 VIVID STRIDE	1	0.0m	23.8m (1)	16.4m (2)	2:00.70	29.47s	30.70s
12 HEZA RUMMAGE	2	2.4m	19.4m (0)	21.6m (2)	2:00.90	30.22s	30.47s
11 MACH ANGELO	3	2.9m	15.6m (1)	7.4m (0)	2:00.94	29.38s	31.64s
3 SHAUN TO THE MAX	4	4.7m	11.2m (1)	8.8m (1)	2:01.09	29.83s	31.67s
9 DON HESTON	5	5.4m	6.2m (1)	4.6m (1)	2:01.15	29.87s	32.06s
6 FURY DAN	6	5.6m	1.2m (1)	0.0m (1)	2:01.17	29.89s	32.45s
2 WHOS WATCHING N	7	5.8m	10.0m (0)	18.0m (0)	2:01.18	30.65s	31.03s
1 BALDASARRE	8	6.6m	0.0m (0)	2.4m (0)	2:01.25	30.17s	32.33s
7 SPIKEY BOY	9	12.6m	23.8m (0)	26.2m (1)	2:01.75	30.22s	30.92s
10 LONGNWINDINGRO	10	13.6m	19.8m (1)	17.0m (1)	2:01.84	29.79s	31.73s
8 BETTERTHANFETTA	11	16.9m	14.8m (0)	25.2m (0)	2:02.11	30.82s	31.34s
4 EIPPERMILL	12	139.2m	5.6m (0)	43.0m (0)	2:12.33	32.64s	39.65s

Finish Position and metres gained from 800m





## Home of PJ Harness Analyser

Want to know how successful PJ Harness Analyser is?  
Click here for regular updates

[www.pjdata.com.au](http://www.pjdata.com.au)
[admin@pjdata.com.au](mailto:admin@pjdata.com.au)
[www.facebook.com/PJHarnessRacing](https://www.facebook.com/PJHarnessRacing)



RISE Digital, Harness Racing Australia nor the provider accepts any responsibility for the completeness or accuracy of any of the information contained herein, and makes no representations about its suitability for any particular purpose. Users should make their own judgements about those matters and/or seek independent advice. You assume all risks associated with use of data provided on this page