

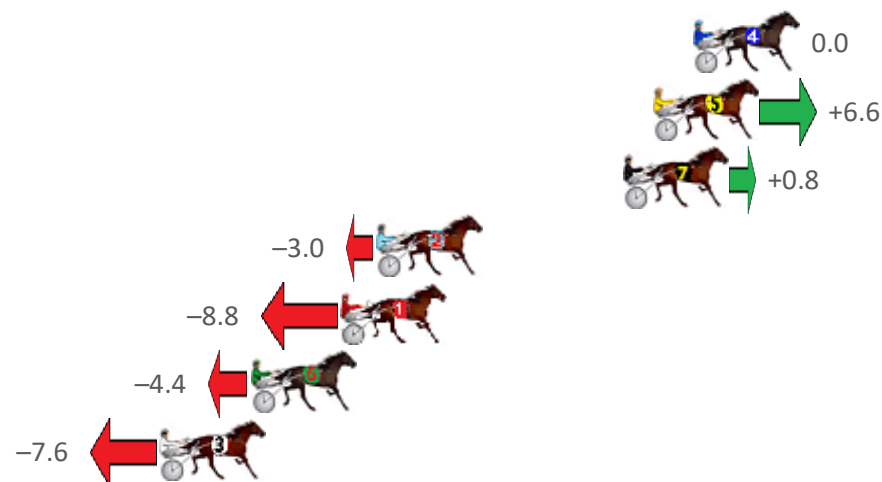
Hobart Race 1 Distance 1609m

Friday, 16 September 2022

Gross Time: 2:03.40 MileRate: 2:03.40 LeadTime: 0.00s First Qtr: 30.10s Second Qtr: 34.40s Third Qtr: 30.70s Fourth Qtr: 28.20s

No Horse	Plc	Mar	800 Posi	400 Posi	Time	3rd Qtr	4th Qtr
4 JAWBREAKER	1	0.0m	0.0m (0)	0.0m (0)	2:03.40	30.70s	28.20s
5 JACK JAMES	2	1.6m	8.2m (1)	6.8m (1)	2:03.52	30.58s	27.84s
7 LANCELOT	3	2.8m	3.6m (1)	1.6m (1)	2:03.61	30.56s	28.28s
2 IDEN BOUTIQUE	4	12.6m	9.6m (0)	11.8m (0)	2:04.33	30.86s	28.26s
1 ROCKNROLL NITRO	5	14.0m	5.2m (0)	7.2m (0)	2:04.44	30.87s	28.68s
6 IFITSTOBEITSUPTOM	6	17.6m	13.2m (1)	11.8m (1)	2:04.70	30.62s	28.61s
3 BETTERTHANFETTA	7	21.2m	13.6m (0)	17.4m (1)	2:04.97	30.99s	28.47s

Finish Position and metres gained from 800m





Home of PJ Harness Analyser

Want to know how successful PJ Harness Analyser is?
Click here for regular updates

www.pjdata.com.au
admin@pjdata.com.au
www.facebook.com/PJHarnessRacing



RISE Digital, Harness Racing Australia nor the provider accepts any responsibility for the completeness or accuracy of any of the information contained herein, and makes no representations about its suitability for any particular purpose. Users should make their own judgements about those matters and/or seek independent advice. You assume all risks associated with use of data provided on this page

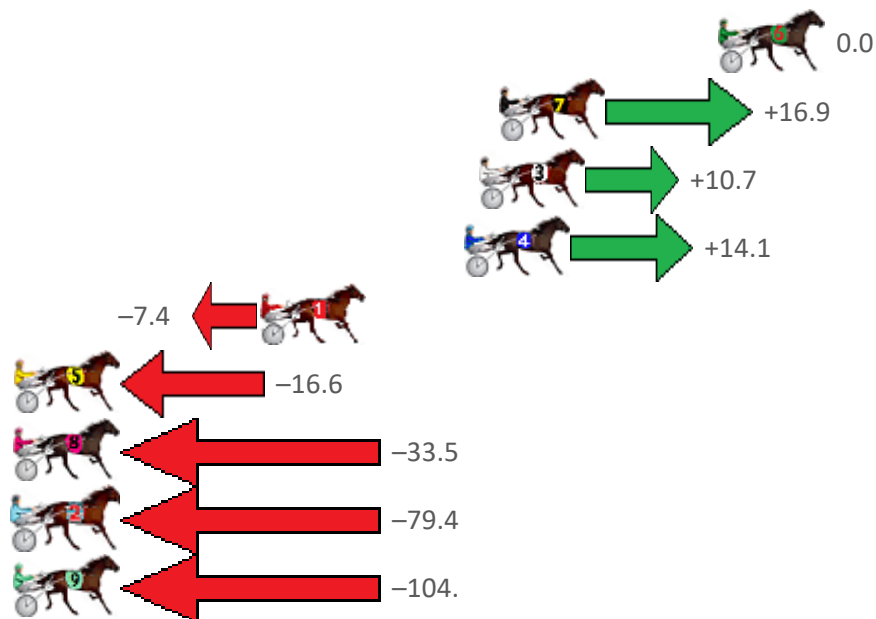
Hobart Race 2 Distance 2090m

Friday, 16 September 2022

Gross Time: 2:38.60 MileRate: 2:02.10 LeadTime: 34.70s First Qtr: 32.10s Second Qtr: 30.30s Third Qtr: 29.80s Fourth Qtr: 31.70s

No Horse	Plc	Mar	800 Posi	400 Posi	Time	3rd Qtr	4th Qtr
6 MISSIN ROCK	1	0.0m	0.0m (0)	0.0m (0)	2:38.60	29.80s	31.70s
7 QUEENOFDANCE	2	8.7m	25.6m (0)	14.6m (1)	2:39.32	28.97s	31.24s
3 KIKKIMI	3	9.5m	20.2m (2)	25.4m (2)	2:39.39	30.24s	30.45s
4 MAYWYNS JEWEL	4	10.1m	24.2m (1)	31.2m (2)	2:39.44	30.38s	30.04s
1 SAFE JEWELS	5	18.2m	10.8m (0)	11.4m (0)	2:40.11	29.83s	32.24s
5 STUNIN MAGIC	6	32.4m	15.8m (0)	17.6m (2)	2:41.28	29.90s	32.87s
8 WITH REVENGE	7	47.9m	14.4m (2)	27.8m (1)	2:42.57	30.78s	33.28s
2 COVERED KYLIE	8	85.8m	6.4m (0)	20.8m (0)	2:45.70	30.75s	36.82s
9 ROCKINFEELGOOD	9	119.9m	15.6m (1)	65.0m (0)	2:48.53	33.45s	36.03s

Finish Position and metres gained from 800m





Home of PJ Harness Analyser

Want to know how successful PJ Harness Analyser is?
Click here for regular updates

www.pjdata.com.au
admin@pjdata.com.au
www.facebook.com/PJHarnessRacing



RISE Digital, Harness Racing Australia nor the provider accepts any responsibility for the completeness or accuracy of any of the information contained herein, and makes no representations about its suitability for any particular purpose. Users should make their own judgements about those matters and/or seek independent advice. You assume all risks associated with use of data provided on this page

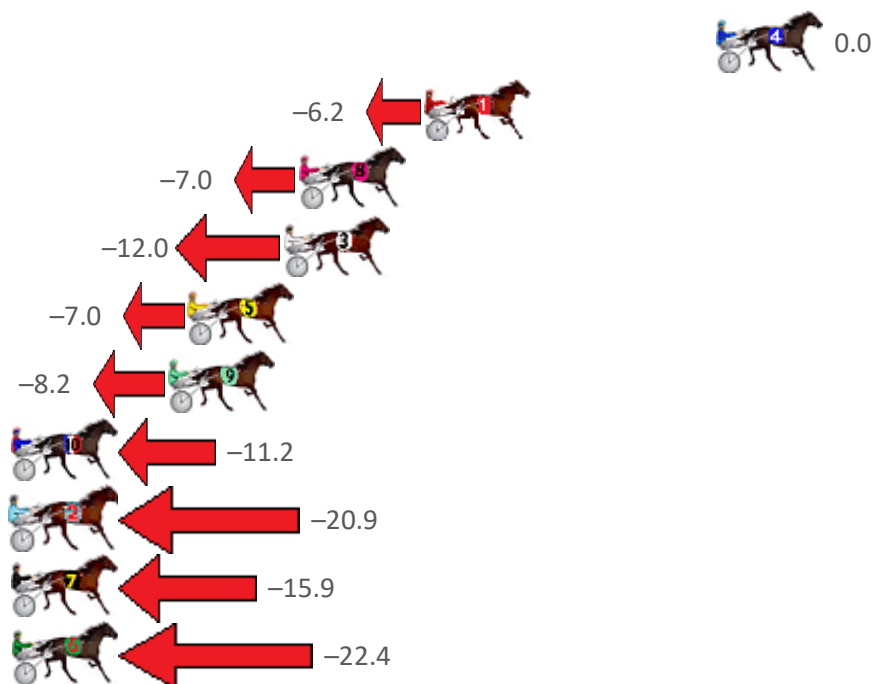
Hobart Race 3 Distance 2090m

Friday, 16 September 2022

Gross Time: 2:39.80 MileRate: 2:03.00 LeadTime: 36.30s First Qtr: 32.90s Second Qtr: 32.20s Third Qtr: 29.60s Fourth Qtr: 28.80s

No Horse	Plc	Mar	800 Posi	400 Posi	Time	3rd Qtr	4th Qtr
4 SOUTHSORE	1	0.0m	0.0m (0)	0.0m (0)	2:39.80	29.60s	28.80s
1 SHAUN TO THE MAX	2	11.6m	5.4m (0)	5.6m (0)	2:40.68	29.62s	29.23s
8 KING OF COOL	3	16.6m	9.6m (0)	10.0m (0)	2:41.05	29.64s	29.27s
3 LAFOND	4	17.2m	5.2m (1)	3.8m (1)	2:41.10	29.51s	29.76s
5 PAWNBROKERS LAD	5	21.0m	14.0m (0)	15.2m (0)	2:41.39	29.69s	29.22s
9 LORIMERTYRELL	6	21.8m	13.6m (1)	13.2m (1)	2:41.45	29.58s	29.42s
10 STAR ROCKER	7	29.0m	17.8m (1)	16.6m (3)	2:41.99	29.53s	29.69s
2 NOTLAUGHINOW	8	30.1m	9.2m (1)	8.4m (1)	2:42.08	29.56s	30.35s
7 LALIBELA	9	36.1m	20.2m (2)	13.2m (2)	2:42.53	29.11s	30.44s
6 CAROLS JUDGE	10	37.8m	15.4m (2)	7.4m (2)	2:42.66	29.05s	30.98s

Finish Position and metres gained from 800m





Home of PJ Harness Analyser

Want to know how successful PJ Harness Analyser is?
Click here for regular updates

www.pjdata.com.au
admin@pjdata.com.au
www.facebook.com/PJHarnessRacing



RISE Digital, Harness Racing Australia nor the provider accepts any responsibility for the completeness or accuracy of any of the information contained herein, and makes no representations about its suitability for any particular purpose. Users should make their own judgements about those matters and/or seek independent advice. You assume all risks associated with use of data provided on this page


Hobart Race 4 Distance 1609m

Friday, 16 September 2022

Gross Time: 2:04.30 MileRate: 2:04.30 LeadTime: 0.00s First Qtr: 28.90s Second Qtr: 34.70s Third Qtr: 32.20s Fourth Qtr: 28.50s

No Horse	Plc	Mar	800 Posi	400 Posi	Time	3rd Qtr	4th Qtr
9 SEA HAWKE	1	0.0m	6.2m (1)	6.2m (1)	2:04.30	32.17s	28.06s
2 FURY DAN	2	2.7m	2.0m (1)	1.4m (1)	2:04.50	32.16s	28.59s
7 BRIAN WHO	3	5.7m	0.0m (0)	0.0m (0)	2:04.73	32.23s	28.90s
13 MY CELEBRITY	4	10.4m	19.0m (1)	17.0m (3)	2:05.08	32.02s	28.03s
6 ULTIMATE ME	5	10.5m	4.0m (0)	5.2m (0)	2:05.09	32.31s	28.88s
10 MY ULTIMATE ROME	6	11.2m	10.8m (1)	11.0m (1)	2:05.14	32.22s	28.51s
3 MIDNIGHT IN MEMP	7	11.6m	15.0m (1)	15.4m (1)	2:05.17	32.21s	28.23s
5 THE BIG DIG	8	11.9m	8.2m (0)	9.4m (0)	2:05.19	32.30s	28.68s
1 WHOS WATCHING N	9	16.5m	12.4m (0)	15.2m (0)	2:05.54	32.42s	28.59s
12 STYLISH TREND	10	17.6m	23.8m (1)	15.0m (2)	2:05.62	31.55s	28.68s
8 ON MY OATH	11	28.2m	16.8m (0)	19.6m (0)	2:06.41	32.45s	29.11s
4 ASHLEYS BLUE CHIP	12	28.8m	21.2m (0)	21.4m (1)	2:06.46	32.25s	29.02s

Finish Position and metres gained from 800m





Home of PJ Harness Analyser

Want to know how successful PJ Harness Analyser is?
Click here for regular updates

www.pjdata.com.au
admin@pjdata.com.au
www.facebook.com/PJHarnessRacing



RISE Digital, Harness Racing Australia nor the provider accepts any responsibility for the completeness or accuracy of any of the information contained herein, and makes no representations about its suitability for any particular purpose. Users should make their own judgements about those matters and/or seek independent advice. You assume all risks associated with use of data provided on this page

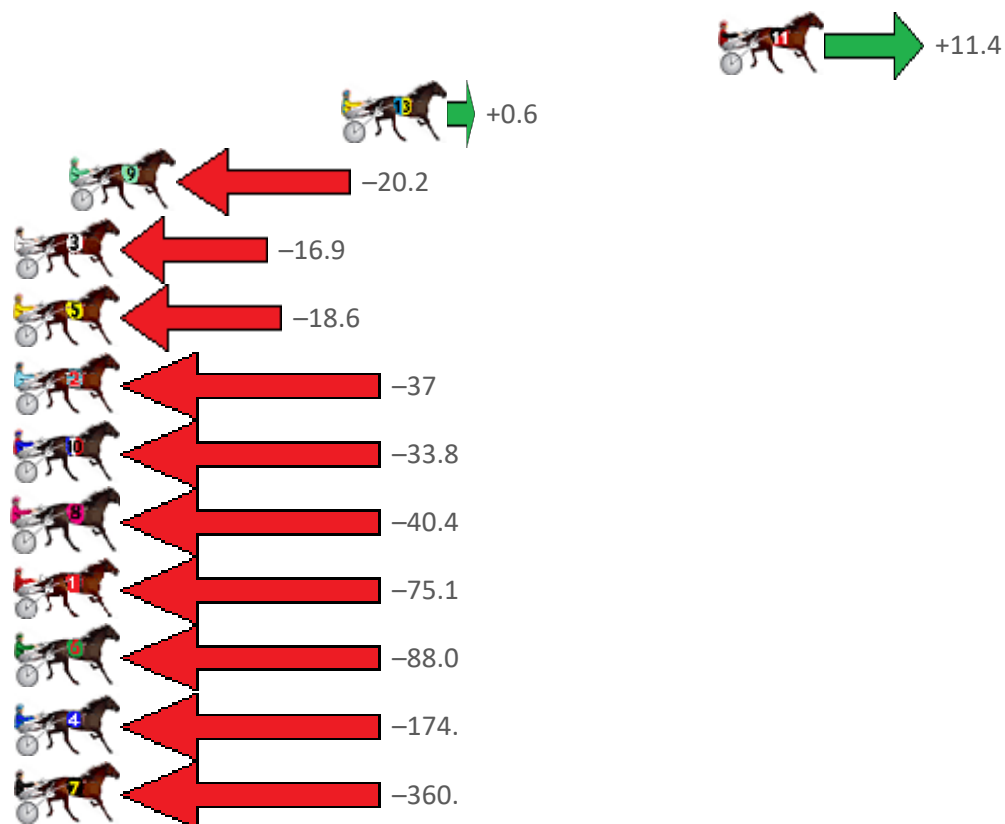
Hobart Race 5 Distance 2090m

Friday, 16 September 2022

Gross Time: 2:34.50 MileRate: 1:59.00 LeadTime: 33.70s First Qtr: 30.90s Second Qtr: 31.60s Third Qtr: 28.80s Fourth Qtr: 29.50s

No Horse	Plc	Mar	800 Posi	400 Posi	Time	3rd Qtr	4th Qtr
11 OUR BALOU	1	0.0m	11.4m (1)	0.0m (0)	2:34.50	27.97s	29.50s
13 PUNTARNO STRIDE	2	15.0m	15.6m (1)	4.2m (1)	2:35.66	27.96s	30.29s
9 ENDEAVOUR STRIDE	3	25.8m	5.6m (1)	4.8m (0)	2:36.50	28.72s	31.04s
3 KARDESLER	4	36.7m	19.8m (1)	14.4m (1)	2:37.34	28.39s	31.14s
5 HENRY HU	5	41.8m	23.2m (0)	32.6m (2)	2:37.73	29.47s	30.17s
2 WATTABOUT SPANG	6	46.7m	9.8m (0)	30.8m (0)	2:38.11	30.31s	30.67s
10 MILITARY MAN	7	52.6m	18.8m (0)	35.4m (1)	2:38.57	29.99s	30.76s
8 CHRISTIAN MAJOR	8	54.4m	14.0m (0)	28.8m (1)	2:38.71	29.85s	31.38s
1 KIWI BLOKE	9	80.3m	5.2m (0)	25.8m (0)	2:40.71	30.25s	33.50s
6 JAMES DEAN	10	128.0m	40.0m (0)	80.0m (0)	2:44.40	31.66s	33.02s
4 MARSDEN HEIGHTS	11	175.0m	0.4m (0)	38.6m (0)	2:48.03	31.45s	39.50s
7 CASTLE RETREAT	12	360.7m	0.0m (1)	100.0m (0)	3:02.40	35.82s	48.62s

Finish Position and metres gained from 800m





Home of PJ Harness Analyser

Want to know how successful PJ Harness Analyser is?
Click here for regular updates

www.pjdata.com.au
admin@pjdata.com.au
www.facebook.com/PJHarnessRacing



RISE Digital, Harness Racing Australia nor the provider accepts any responsibility for the completeness or accuracy of any of the information contained herein, and makes no representations about its suitability for any particular purpose. Users should make their own judgements about those matters and/or seek independent advice. You assume all risks associated with use of data provided on this page

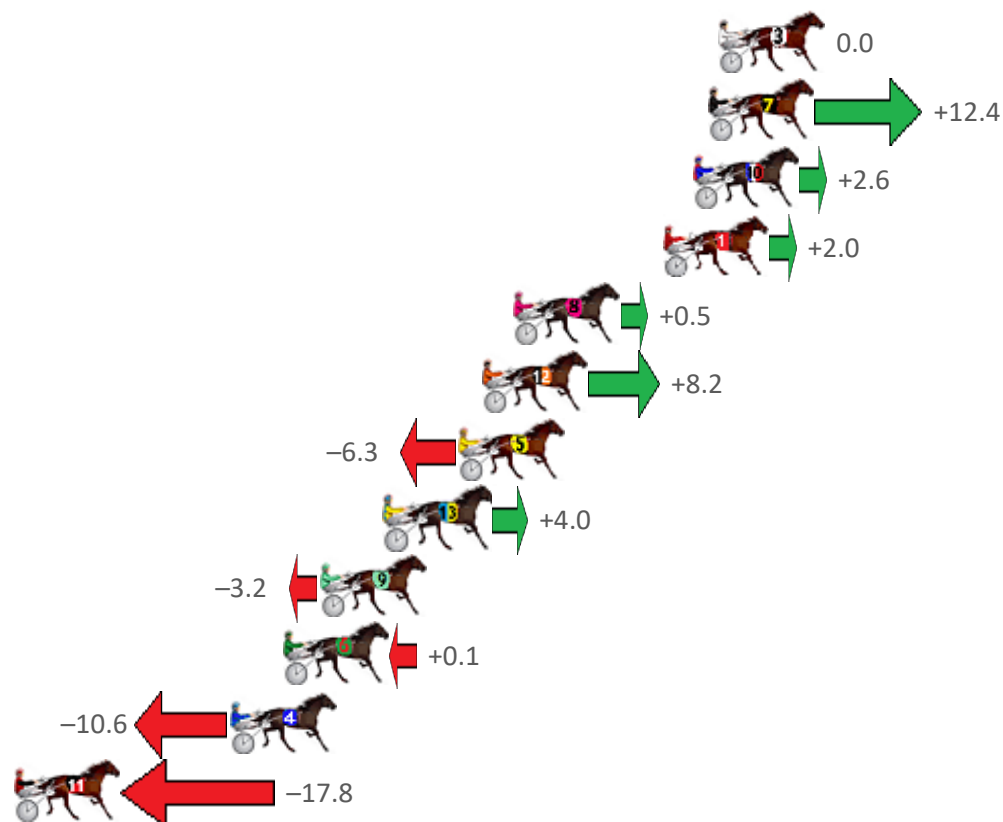
Hobart Race 6 Distance 2090m

Friday, 16 September 2022

Gross Time: 2:41.90 MileRate: 2:04.60 LeadTime: 37.40s First Qtr: 34.50s Second Qtr: 31.20s Third Qtr: 28.80s Fourth Qtr: 30.00s

No Horse	Plc	Mar	800 Posi	400 Posi	Time	3rd Qtr	4th Qtr
3 REMEMBER ME NO	1	0.0m	0.0m (0)	0.0m (0)	2:41.90	28.80s	30.00s
7 SLINGSHOT	2	0.4m	12.8m (1)	13.2m (2)	2:41.93	28.85s	29.05s
10 PROFICIENT	3	1.0m	3.6m (2)	2.8m (2)	2:41.98	28.74s	29.87s
1 RANIERI	4	2.2m	4.2m (0)	4.6m (0)	2:42.07	28.83s	29.82s
8 FOREGONE CONCLU	5	8.1m	8.6m (0)	8.0m (1)	2:42.54	28.76s	30.01s
12 TARLETON RILEY	6	9.4m	17.6m (2)	18.8m (1)	2:42.64	28.90s	29.30s
5 IMAGE OF STARZZZ	7	10.3m	4.0m (1)	2.8m (1)	2:42.71	28.70s	30.56s
13 MIDNIGHT CALM	8	13.2m	17.2m (0)	13.8m (1)	2:42.94	28.55s	29.96s
9 THE SITUATION	9	15.8m	12.6m (0)	9.8m (0)	2:43.14	28.59s	30.45s
6 JOHN RICHARD	10	17.3m	17.4m (1)	17.0m (2)	2:43.26	28.77s	30.02s
4 STAR RULER	11	19.4m	8.8m (1)	8.2m (2)	2:43.42	28.74s	30.84s
11 DAPPER	12	30.8m	13.0m (2)	25.4m (1)	2:44.32	29.70s	30.40s

Finish Position and metres gained from 800m





Home of PJ Harness Analyser

Want to know how successful PJ Harness Analyser is?
Click here for regular updates

www.pjdata.com.au
admin@pjdata.com.au
www.facebook.com/PJHarnessRacing



RISE Digital, Harness Racing Australia nor the provider accepts any responsibility for the completeness or accuracy of any of the information contained herein, and makes no representations about its suitability for any particular purpose. Users should make their own judgements about those matters and/or seek independent advice. You assume all risks associated with use of data provided on this page

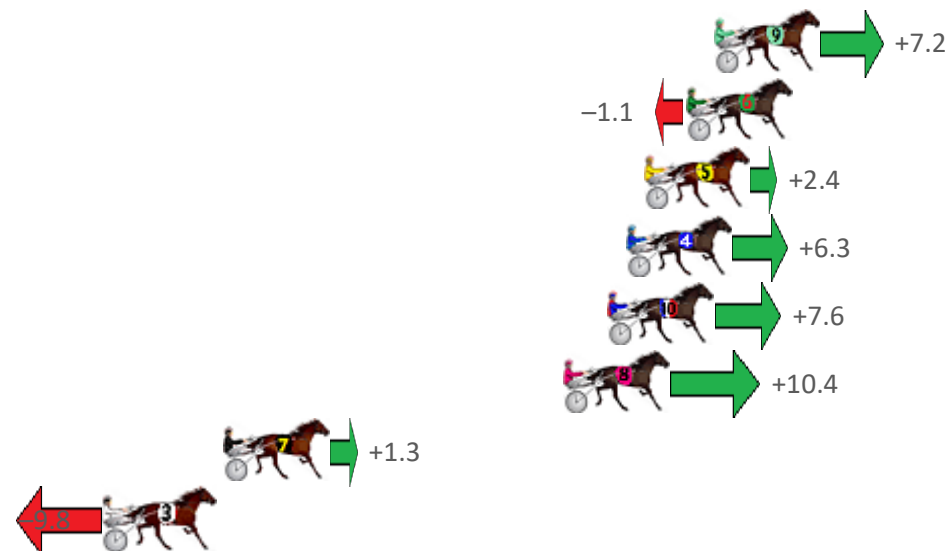
Hobart Race 7 Distance 2090m

Friday, 16 September 2022

Gross Time: 2:39.00 MileRate: 2:02.50 LeadTime: 35.60s First Qtr: 32.60s Second Qtr: 31.60s Third Qtr: 29.10s Fourth Qtr: 30.10s

No Horse	Plc	Mar	800 Posi	400 Posi	Time	3rd Qtr	4th Qtr
9 IFBUTZANDMAYBES	1	0.0m	7.2m (1)	3.2m (1)	2:39.00	28.81s	29.86s
6 EYE SEE DOUBLE	2	1.1m	0.0m (0)	0.0m (0)	2:39.09	29.10s	30.18s
5 WHEY BETTER	3	2.8m	5.2m (0)	5.2m (0)	2:39.22	29.10s	29.92s
4 DELIGHTFUL JUNIE	4	3.5m	9.8m (0)	11.2m (0)	2:39.28	29.21s	29.52s
10 MAGIC PEBBLES	5	4.2m	11.8m (1)	8.2m (1)	2:39.33	28.84s	29.80s
8 MURRY	6	6.0m	16.4m (1)	15.2m (1)	2:39.47	29.02s	29.41s
7 STREETSIDE CLASSIC	7	19.5m	20.8m (1)	20.2m (1)	2:40.54	29.06s	30.05s
3 REGAL KENZIE	8	24.2m	14.4m (0)	17.8m (0)	2:40.91	29.34s	30.58s

Finish Position and metres gained from 800m





Home of PJ Harness Analyser

Want to know how successful PJ Harness Analyser is?
Click here for regular updates

www.pjdata.com.au
admin@pjdata.com.au
www.facebook.com/PJHarnessRacing



RISE Digital, Harness Racing Australia nor the provider accepts any responsibility for the completeness or accuracy of any of the information contained herein, and makes no representations about its suitability for any particular purpose. Users should make their own judgements about those matters and/or seek independent advice. You assume all risks associated with use of data provided on this page


Hobart Race 8 Distance 2090m

Friday, 16 September 2022

Gross Time: 2:39.20 MileRate: 2:02.50 LeadTime: 36.40s First Qtr: 31.70s Second Qtr: 30.90s Third Qtr: 30.20s Fourth Qtr: 30.00s

No Horse	Plc	Mar	800 Posi	400 Posi	Time	3rd Qtr	4th Qtr
10 WHERE YA BIN	1	0.0m	17.0m (1)	8.8m (2)	2:39.20	29.58s	29.34s
6 CAPTAIN COSMONA	2	2.0m	8.0m (1)	4.0m (2)	2:39.36	29.90s	29.85s
8 WHATTA GOOD REA	3	4.2m	10.0m (0)	12.4m (0)	2:39.53	30.38s	29.39s
13 THE DUDE	4	6.9m	14.6m (0)	17.0m (0)	2:39.74	30.38s	29.25s
9 LIFE OF BRIAN	5	28.7m	3.6m (1)	2.2m (1)	2:41.46	30.10s	31.98s
4 PROSECUTION WITN	6	30.1m	26.0m (1)	21.8m (2)	2:41.57	29.89s	30.62s
5 SOMEDAN	6	30.1m	0.0m (0)	0.0m (0)	2:41.57	30.21s	32.24s
12 KIVINO STRIDE	8	31.9m	18.8m (0)	21.0m (1)	2:41.71	30.37s	30.81s
7 BLUE MOON RISING	9	32.7m	23.4m (0)	24.0m (0)	2:41.77	30.25s	30.65s
1 BEE SEVENTEEN	10	39.9m	4.8m (0)	7.6m (0)	2:42.34	30.42s	32.41s
11 SMOOTH DEAL	11	42.3m	21.4m (1)	17.4m (2)	2:42.52	29.91s	31.86s
3 VELOCITY STRIDE	12	82.6m	12.6m (1)	15.0m (1)	2:45.69	30.40s	35.04s

Finish Position and metres gained from 800m





Home of PJ Harness Analyser

Want to know how successful PJ Harness Analyser is?
Click here for regular updates

www.pjdata.com.au
admin@pjdata.com.au
www.facebook.com/PJHarnessRacing



RISE Digital, Harness Racing Australia nor the provider accepts any responsibility for the completeness or accuracy of any of the information contained herein, and makes no representations about its suitability for any particular purpose. Users should make their own judgements about those matters and/or seek independent advice. You assume all risks associated with use of data provided on this page