

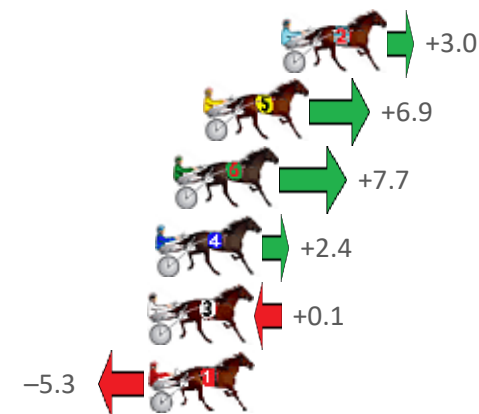
Launceston Race 1 Distance 2200m

Sunday, 28 August 2022

Gross Time: 2:43.10 MileRate: 1:59.30 LeadTime: 43.30s First Qtr: 32.20s Second Qtr: 30.60s Third Qtr: 28.40s Fourth Qtr: 28.60s

No Horse	Plc	Mar	800 Posi	400 Posi	Time	3rd Qtr	4th Qtr
2 MAGICIAN	1	0.0m	3.0m (1)	0.0m (1)	2:43.10	28.19s	28.60s
5 NERO STRIDE	2	3.1m	10.0m (0)	10.4m (0)	2:43.33	28.43s	28.08s
6 IDEAL PACE	3	4.3m	12.0m (1)	8.6m (1)	2:43.42	28.16s	28.29s
4 MAYLEEJAE EAGLE	4	5.0m	7.4m (1)	4.4m (1)	2:43.48	28.19s	28.64s
3 GOING GREAT GUNS	5	5.3m	5.4m (0)	5.8m (0)	2:43.50	28.43s	28.56s
1 ROCKNROLL WIZARD	6	5.3m	0.0m (0)	0.2m (0)	2:43.50	28.41s	28.96s

Finish Position and metres gained from 800m





Home of PJ Harness Analyser

Want to know how successful PJ Harness Analyser is?
Click here for regular updates

www.pjdata.com.au
admin@pjdata.com.au
www.facebook.com/PJHarnessRacing



RISE Digital, Harness Racing Australia nor the provider accepts any responsibility for the completeness or accuracy of any of the information contained herein, and makes no representations about its suitability for any particular purpose. Users should make their own judgements about those matters and/or seek independent advice. You assume all risks associated with use of data provided on this page

Launceston Race 2 Distance 1680m

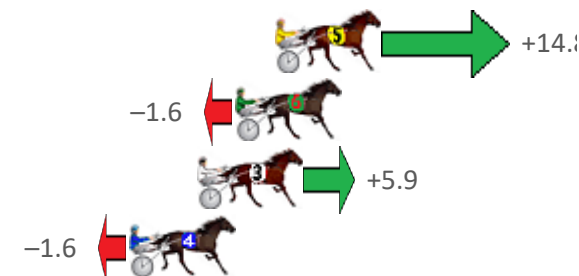
Sunday, 28 August 2022

Gross Time: 2:08.80 MileRate: 2:03.40 LeadTime: 4.90s First Qtr: 31.20s Second Qtr: 33.50s Third Qtr: 29.90s Fourth Qtr: 29.30s

No Horse	Plc	Mar	800 Posi	400 Posi	Time	3rd Qtr	4th Qtr
5 SCARLET PLACE	1	0.0m	14.8m (1)	7.0m (1)	2:08.80	29.32s	28.79s
6 BLINGS ON FIRE	2	1.6m	0.0m (0)	0.0m (0)	2:08.92	29.90s	29.42s
3 BIG ENERGY	3	3.1m	9.0m (0)	2.4m (1)	2:09.04	29.41s	29.35s
4 MAJOR IDEAL	4	5.8m	4.2m (0)	5.0m (0)	2:09.25	29.96s	29.36s
8 NORBET	5	24.8m	13.2m (0)	10.6m (0)	2:10.71	29.72s	30.33s



Finish Position and metres gained from 800m





Home of PJ Harness Analyser

Want to know how successful PJ Harness Analyser is?
Click here for regular updates

www.pjdata.com.au
admin@pjdata.com.au
www.facebook.com/PJHarnessRacing



RISE Digital, Harness Racing Australia nor the provider accepts any responsibility for the completeness or accuracy of any of the information contained herein, and makes no representations about its suitability for any particular purpose. Users should make their own judgements about those matters and/or seek independent advice. You assume all risks associated with use of data provided on this page

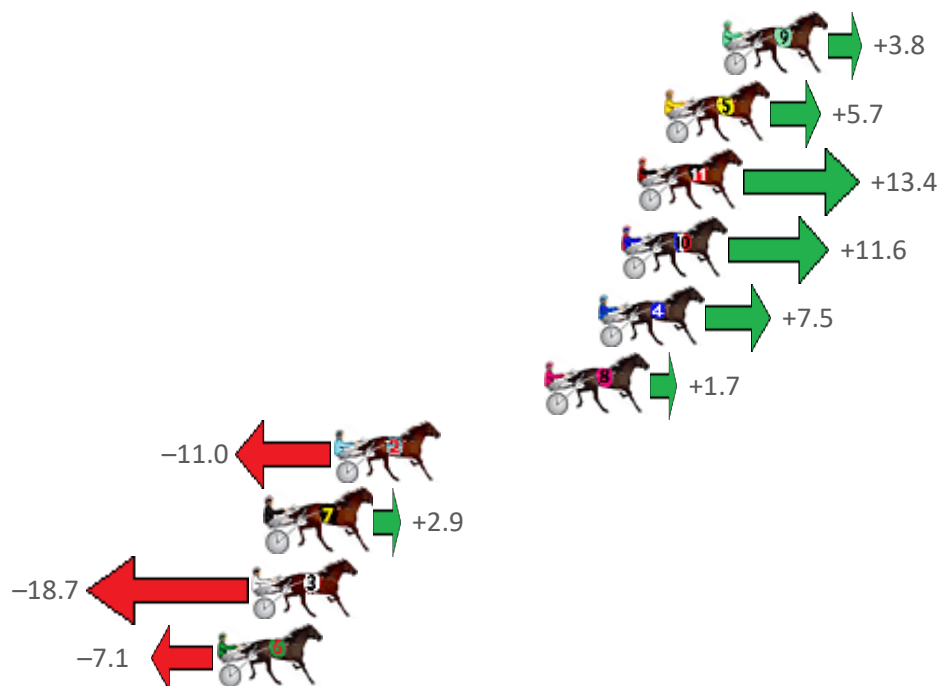
Launceston Race 3 Distance 2200m

Sunday, 28 August 2022

Gross Time: 2:43.70 MileRate: 1:59.70 LeadTime: 44.40s First Qtr: 31.20s Second Qtr: 31.70s Third Qtr: 28.70s Fourth Qtr: 27.70s

No Horse	Plc	Mar	800 Posi	400 Posi	Time	3rd Qtr	4th Qtr
9 DIAMONDS N CASH	1	0.0m	3.8m (1)	2.0m (1)	2:43.70	28.57s	27.56s
5 AHA REACTION	2	2.3m	8.0m (1)	6.2m (1)	2:43.87	28.57s	27.43s
11 SUNNY SANZ	3	3.4m	16.8m (2)	9.0m (3)	2:43.95	28.15s	27.31s
10 BE MAJOR THREAT	4	4.0m	15.6m (1)	10.8m (1)	2:43.99	28.36s	27.23s
4 MONTANA STORM	5	4.9m	12.4m (2)	5.8m (2)	2:44.06	28.24s	27.64s
8 YOUNG ROOSTER	6	7.1m	8.8m (0)	9.8m (0)	2:44.22	28.77s	27.51s
2 SOMEDAN	7	15.4m	4.4m (0)	5.2m (0)	2:44.82	28.77s	28.40s
7 KADAR	8	18.1m	21.0m (2)	14.2m (3)	2:45.02	28.23s	27.97s
3 EUREKA	9	18.7m	0.0m (0)	0.0m (0)	2:45.06	28.72s	28.99s
6 VINNY CHASE	10	20.1m	13.0m (0)	14.2m (0)	2:45.16	28.79s	28.11s

Finish Position and metres gained from 800m





Home of PJ Harness Analyser

Want to know how successful PJ Harness Analyser is?
Click here for regular updates

www.pjdata.com.au
admin@pjdata.com.au
www.facebook.com/PJHarnessRacing



RISE Digital, Harness Racing Australia nor the provider accepts any responsibility for the completeness or accuracy of any of the information contained herein, and makes no representations about its suitability for any particular purpose. Users should make their own judgements about those matters and/or seek independent advice. You assume all risks associated with use of data provided on this page

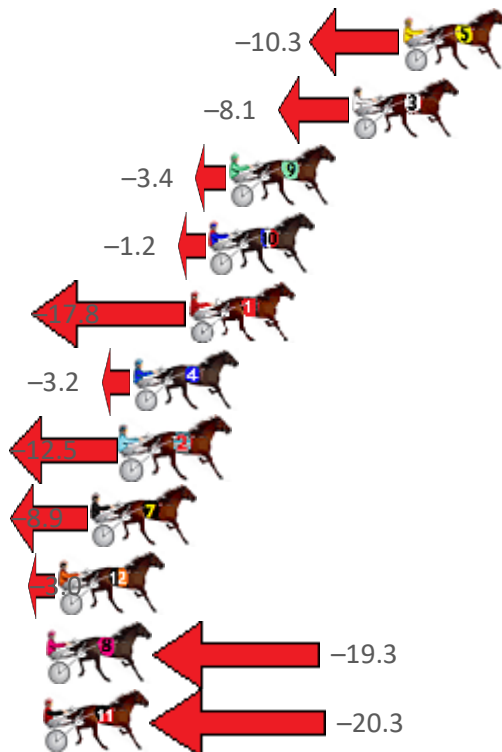
Launceston Race 4 Distance 2200m

Sunday, 28 August 2022

Gross Time: 2:42.50 MileRate: 1:58.90 LeadTime: 42.80s First Qtr: 31.30s Second Qtr: 30.80s Third Qtr: 28.80s Fourth Qtr: 28.80s

No Horse	Plc	Mar	800 Posi	400 Posi	Time	3rd Qtr	4th Qtr
6 ALTA CASSINO	1	0.0m	0.0m (0)	0.0m (0)	2:42.50	28.80s	28.80s
5 LALASA	2	13.7m	3.4m (1)	0.0m (1)	2:43.54	28.56s	29.78s
3 MOZASU	3	15.7m	7.6m (1)	4.8m (1)	2:43.69	28.60s	29.58s
9 FORGOT THE WALLE	4	20.6m	17.2m (1)	17.8m (1)	2:44.06	28.84s	29.00s
10 BRIDWOOD BELLA	5	21.4m	20.2m (2)	9.4m (2)	2:44.12	28.03s	29.66s
1 SOUTHSORE	6	22.2m	4.4m (0)	6.4m (0)	2:44.18	28.94s	29.93s
4 KENS CHIPS	7	24.4m	21.2m (0)	20.2m (2)	2:44.34	28.73s	29.10s
2 AUNTY BESSY	8	24.9m	12.4m (1)	12.4m (1)	2:44.38	28.80s	29.69s
7 DONNY IN PARIS	9	26.1m	17.2m (0)	22.2m (1)	2:44.47	29.16s	29.08s
12 BOULDER CITY	10	27.4m	24.4m (2)	14.8m (2)	2:44.57	28.11s	29.70s
8 DELIGHTFUL JUNIE	11	27.9m	8.6m (0)	11.6m (0)	2:44.61	29.01s	29.97s
11 JANJUC	12	33.3m	13.0m (0)	18.6m (0)	2:45.02	29.20s	29.85s

Finish Position and metres gained from 800m





Home of PJ Harness Analyser

Want to know how successful PJ Harness Analyser is?
Click here for regular updates

www.pjdata.com.au
admin@pjdata.com.au
www.facebook.com/PJHarnessRacing



RISE Digital, Harness Racing Australia nor the provider accepts any responsibility for the completeness or accuracy of any of the information contained herein, and makes no representations about its suitability for any particular purpose. Users should make their own judgements about those matters and/or seek independent advice. You assume all risks associated with use of data provided on this page

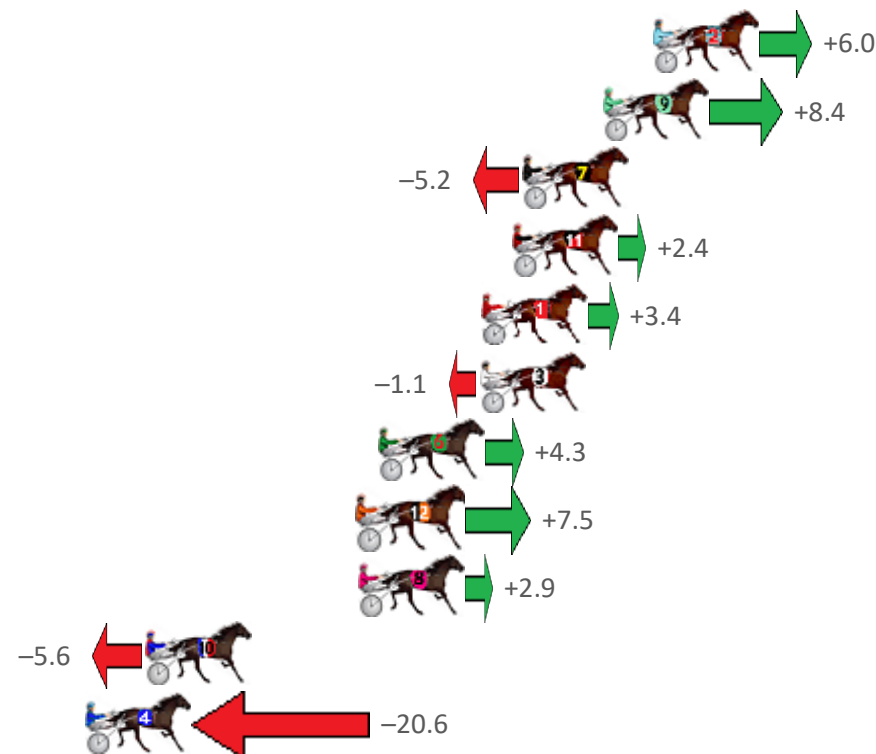
Launceston Race 5 Distance 2200m

Sunday, 28 August 2022

Gross Time: 2:46.10 MileRate: 2:01.50 LeadTime: 43.70s First Qtr: 32.60s Second Qtr: 30.90s Third Qtr: 29.30s Fourth Qtr: 29.60s

No Horse	Plc	Mar	800 Posi	400 Posi	Time	3rd Qtr	4th Qtr
2 ROYAL REACTOR	1	0.0m	6.0m (1)	7.0m (1)	2:46.10	29.38s	29.08s
9 HURRICANE ROCK	2	2.0m	10.4m (1)	7.2m (2)	2:46.26	29.07s	29.22s
7 HEZ A FAKE	3	5.2m	0.0m (0)	0.0m (0)	2:46.50	29.30s	29.98s
11 GETHOMEROY	4	5.6m	8.0m (2)	0.8m (2)	2:46.53	28.77s	29.95s
1 BENJAMIN NIADH	5	6.8m	10.2m (0)	11.6m (1)	2:46.63	29.40s	29.25s
3 MISS BARTY	6	6.9m	5.8m (0)	6.6m (0)	2:46.64	29.36s	29.62s
6 SWEET AMOUR	7	10.9m	15.2m (1)	12.0m (2)	2:46.95	29.07s	29.52s
12 IMPULZE	8	11.7m	19.2m (2)	16.2m (2)	2:47.01	29.08s	29.27s
8 THE ATHERLETE	9	11.7m	14.6m (0)	11.8m (0)	2:47.01	29.10s	29.59s
10 BUDGIESMUGGLER	10	20.2m	14.6m (2)	21.8m (1)	2:47.67	29.83s	29.48s
4 BIGLITTLESIS	11	22.6m	2.0m (1)	2.2m (1)	2:47.85	29.31s	31.10s

Finish Position and metres gained from 800m





Home of PJ Harness Analyser

Want to know how successful PJ Harness Analyser is?
Click here for regular updates

www.pjdata.com.au
admin@pjdata.com.au
www.facebook.com/PJHarnessRacing



RISE Digital, Harness Racing Australia nor the provider accepts any responsibility for the completeness or accuracy of any of the information contained herein, and makes no representations about its suitability for any particular purpose. Users should make their own judgements about those matters and/or seek independent advice. You assume all risks associated with use of data provided on this page

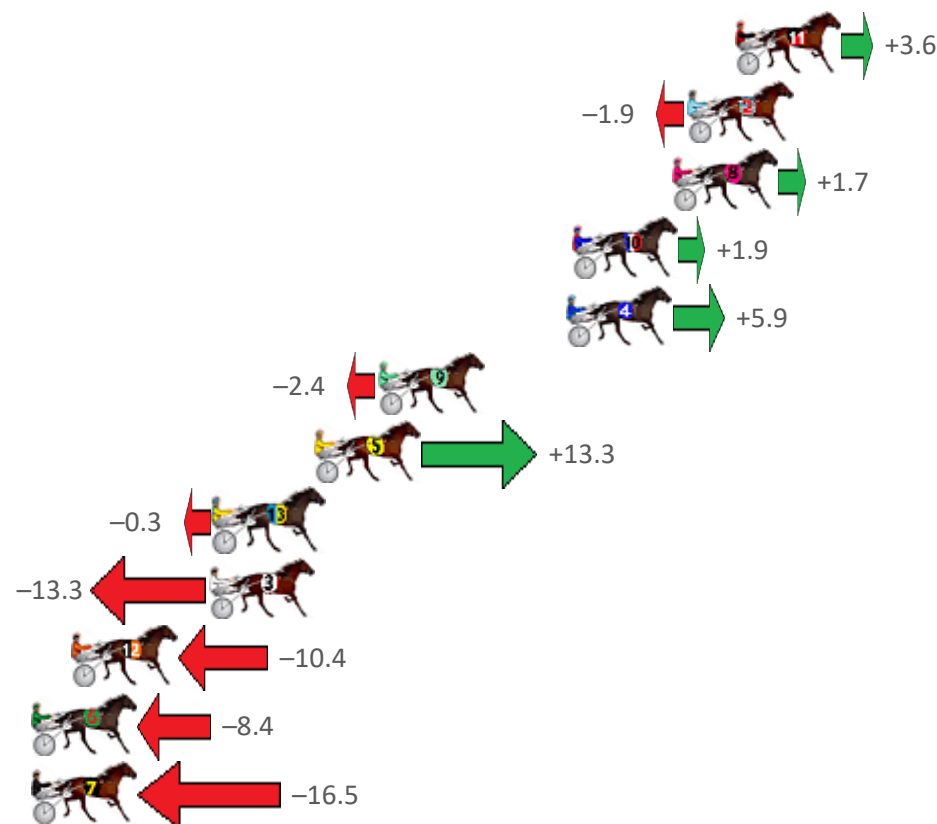
Launceston Race 6 Distance 2200m

Sunday, 28 August 2022

Gross Time: 2:45.30 MileRate: 2:00.90 LeadTime: 43.50s First Qtr: 31.40s Second Qtr: 32.30s Third Qtr: 30.50s Fourth Qtr: 27.60s

No Horse	Plc	Mar	800 Posi	400 Posi	Time	3rd Qtr	4th Qtr
11 BUSTER WILLIAM	1	0.0m	3.6m (1)	1.6m (1)	2:45.30	30.35s	27.49s
2 EQUITY STRIDE	2	1.9m	0.0m (0)	0.0m (0)	2:45.44	30.51s	27.73s
8 IYLAC BEACH	3	2.5m	4.2m (0)	4.2m (0)	2:45.48	30.49s	27.48s
10 DEADLY ASSASSIN	4	6.5m	8.4m (0)	8.4m (0)	2:45.77	30.49s	27.47s
4 CHEDDAR VALLEY	5	6.7m	12.6m (0)	6.2m (1)	2:45.79	30.04s	27.63s
9 THE DEMOCRAT	6	14.2m	11.8m (1)	12.2m (1)	2:46.33	30.54s	27.74s
5 WATTABOUT SPANG	7	16.7m	30.0m (1)	21.2m (0)	2:46.51	29.85s	27.29s
13 COOLHAND EASTON	8	20.7m	20.4m (1)	14.8m (2)	2:46.80	30.12s	28.00s
3 AUSSIE ROCK	9	20.9m	7.6m (1)	8.4m (2)	2:46.82	30.60s	28.46s
12 KOHANAH	10	26.4m	16.0m (1)	10.4m (3)	2:47.22	30.15s	28.70s
6 ROCKS ROY	11	33.0m	24.6m (1)	19.8m (1)	2:47.70	30.20s	28.51s
7 KIWI BLOKE	12	33.7m	17.2m (0)	16.4m (0)	2:47.75	30.50s	28.79s

Finish Position and metres gained from 800m





Home of PJ Harness Analyser

Want to know how successful PJ Harness Analyser is?
Click here for regular updates

www.pjdata.com.au
admin@pjdata.com.au
www.facebook.com/PJHarnessRacing



RISE Digital, Harness Racing Australia nor the provider accepts any responsibility for the completeness or accuracy of any of the information contained herein, and makes no representations about its suitability for any particular purpose. Users should make their own judgements about those matters and/or seek independent advice. You assume all risks associated with use of data provided on this page

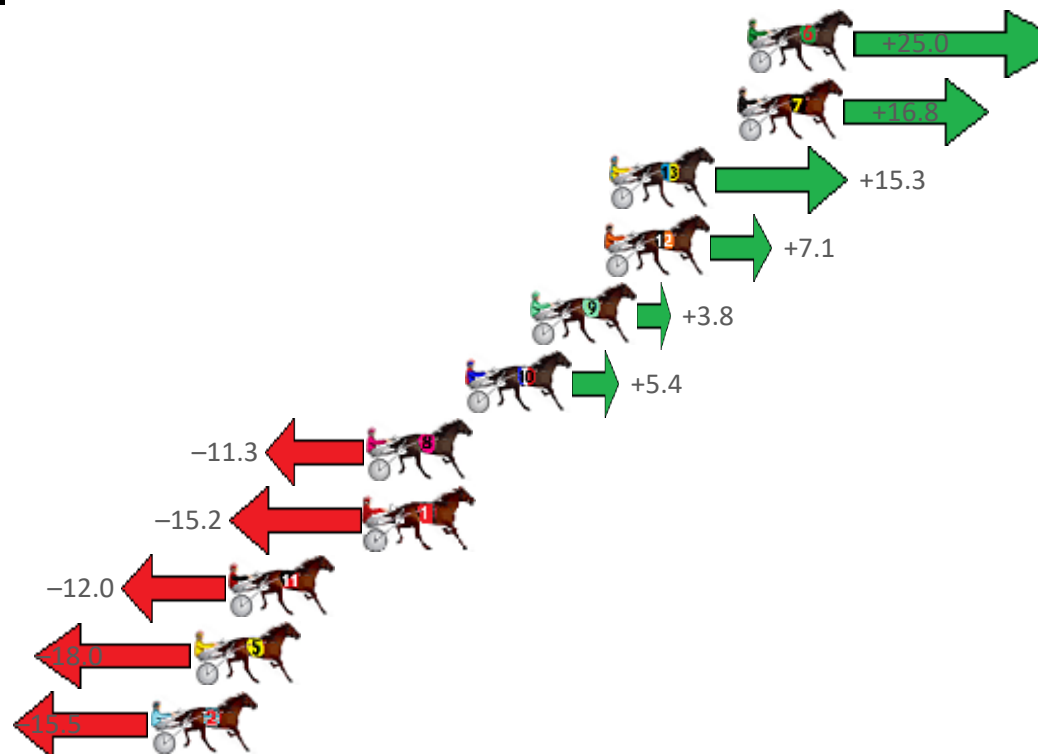
Launceston Race 7 Distance 2200m

Sunday, 28 August 2022

Gross Time: 2:46.50 MileRate: 2:01.80 LeadTime: 43.30s First Qtr: 31.80s Second Qtr: 30.80s Third Qtr: 30.50s Fourth Qtr: 30.10s

No Horse	Plc	Mar	800 Posi	400 Posi	Time	3rd Qtr	4th Qtr
6 TO THE LOOKOUT	1	0.0m	25.0m (1)	11.6m (2)	2:46.50	29.48s	29.23s
7 MISTA EAGLE	2	0.4m	17.2m (0)	15.8m (1)	2:46.53	30.39s	28.95s
13 HEZA RUMMAGE	3	5.5m	20.8m (1)	7.6m (2)	2:46.93	29.50s	29.94s
12 KARALTA DAZZLER	4	5.7m	12.8m (0)	13.8m (0)	2:46.95	30.57s	29.49s
9 DON HESTON	5	8.6m	12.4m (1)	10.4m (1)	2:47.18	30.35s	29.97s
10 IMAGE OF STARZZZ	6	11.2m	16.6m (1)	3.4m (2)	2:47.38	29.51s	30.68s
8 CINOCAL JAMANE	7	15.1m	3.8m (0)	4.0m (0)	2:47.69	30.52s	30.93s
1 STAR ROCKER	8	15.2m	0.0m (0)	0.0m (0)	2:47.70	30.51s	31.24s
11 KEEP PLAYING	9	20.6m	8.6m (0)	9.0m (0)	2:48.12	30.54s	30.97s
5 SHEZLIKEROYALTY	10	22.0m	4.0m (1)	1.4m (1)	2:48.23	30.31s	31.64s
2 WRITTEN IN SILK	11	23.7m	8.2m (1)	5.8m (1)	2:48.37	30.33s	31.44s

Finish Position and metres gained from 800m





Home of PJ Harness Analyser

Want to know how successful PJ Harness Analyser is?
Click here for regular updates

www.pjdata.com.au
admin@pjdata.com.au
www.facebook.com/PJHarnessRacing



RISE Digital, Harness Racing Australia nor the provider accepts any responsibility for the completeness or accuracy of any of the information contained herein, and makes no representations about its suitability for any particular purpose. Users should make their own judgements about those matters and/or seek independent advice. You assume all risks associated with use of data provided on this page


Launceston Race 8 Distance 2200m

Sunday, 28 August 2022

Gross Time: 2:49.50 MileRate: 2:04.00 LeadTime: 48.60s First Qtr: 32.70s Second Qtr: 31.50s Third Qtr: 28.90s Fourth Qtr: 27.80s

No Horse	Plc	Mar	800 Posi	400 Posi	Time	3rd Qtr	4th Qtr
1 MELNROWLEY	1	0.0m	0.0m (0)	0.0m (0)	2:49.50	28.90s	27.80s
4 JACKSON NEPTUNE	2	4.1m	4.2m (0)	5.0m (0)	2:49.80	28.96s	27.74s
6 KIAVINO STRIDE	3	10.6m	8.4m (0)	10.4m (0)	2:50.27	29.04s	27.81s
14 WHERE YA BIN	4	14.2m	16.8m (0)	16.8m (0)	2:50.54	28.90s	27.62s
10 STREETSIDE CLASSIC	5	25.7m	21.4m (0)	22.4m (0)	2:51.38	28.97s	28.03s
3 LIFE OF BRIAN	6	29.1m	5.2m (1)	11.4m (2)	2:51.63	29.36s	29.02s
9 EMJAYS BLACK CHIP	7	29.9m	1.0m (1)	8.6m (1)	2:51.69	29.46s	29.27s
5 BELIEVE IN FOREVER	8	31.2m	21.6m (2)	15.6m (4)	2:51.78	28.50s	28.88s
2 SMOOTH DEAL	9	31.6m	9.4m (1)	3.4m (1)	2:51.81	28.52s	29.75s
15 PARDOE PLUGGA	10	31.8m	24.4m (1)	21.8m (1)	2:51.82	28.73s	28.49s
7 BLUE MOON RISING	11	33.4m	18.0m (1)	18.0m (2)	2:51.94	28.92s	28.86s
12 SEAL THE DESTINY	12	33.8m	25.6m (0)	20.6m (3)	2:51.97	28.57s	28.71s
13 CHRISTIAN MAJOR	13	35.3m	12.6m (0)	14.8m (1)	2:52.08	29.08s	29.22s
11 MACHS MARETA	14	56.3m	13.8m (1)	14.8m (3)	2:53.62	29.03s	30.67s

Finish Position and metres gained from 800m





Home of PJ Harness Analyser

Want to know how successful PJ Harness Analyser is?
Click here for regular updates

www.pjdata.com.au
admin@pjdata.com.au
www.facebook.com/PJHarnessRacing



RISE Digital, Harness Racing Australia nor the provider accepts any responsibility for the completeness or accuracy of any of the information contained herein, and makes no representations about its suitability for any particular purpose. Users should make their own judgements about those matters and/or seek independent advice. You assume all risks associated with use of data provided on this page

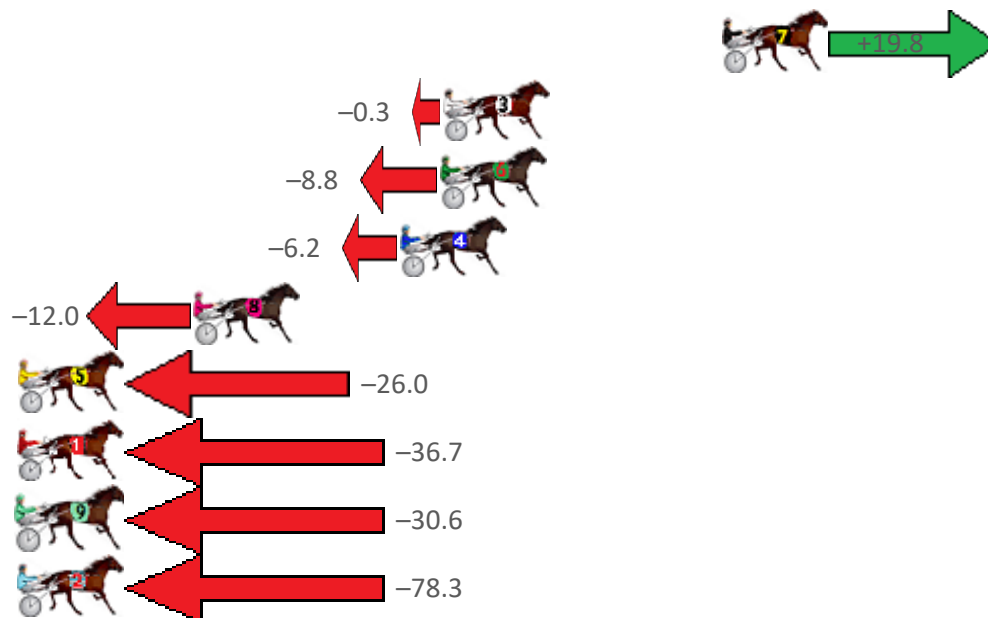
Launceston Race 9 Distance 2200m

Sunday, 28 August 2022

Gross Time: 2:46.60 MileRate: 2:01.90 LeadTime: 44.50s First Qtr: 31.30s Second Qtr: 31.50s Third Qtr: 30.30s Fourth Qtr: 29.00s

No Horse	Plc	Mar	800 Posi	400 Posi	Time	3rd Qtr	4th Qtr
7 TRUE STEPPER	1	0.0m	19.8m (1)	0.0m (1)	2:46.60	28.84s	29.00s
3 LORIMERTYRRELL	2	11.1m	10.8m (1)	3.2m (0)	2:47.44	29.75s	29.57s
6 WITH REVENGE	3	11.2m	2.4m (1)	8.6m (0)	2:47.45	30.76s	29.19s
4 SAFE JEWELS	4	12.8m	6.6m (1)	12.2m (1)	2:47.57	30.71s	29.04s
8 QUEENOFDANCE	5	21.0m	9.0m (0)	23.8m (3)	2:48.20	31.39s	28.80s
5 ASHLEYS BLUE CHIP	6	41.0m	15.0m (1)	19.6m (3)	2:49.72	30.67s	30.54s
1 COVERED KYLIE	7	41.5m	4.8m (0)	18.6m (1)	2:49.76	31.35s	30.65s
9 SAFE UNDER FIRE	8	43.8m	13.2m (0)	18.8m (2)	2:49.93	30.75s	30.80s
2 STUNIN MAGIC	9	78.3m	0.0m (0)	16.2m (0)	2:52.56	31.59s	33.48s

Finish Position and metres gained from 800m





Home of PJ Harness Analyser

Want to know how successful PJ Harness Analyser is?
Click here for regular updates

www.pjdata.com.au
admin@pjdata.com.au
www.facebook.com/PJHarnessRacing



RISE Digital, Harness Racing Australia nor the provider accepts any responsibility for the completeness or accuracy of any of the information contained herein, and makes no representations about its suitability for any particular purpose. Users should make their own judgements about those matters and/or seek independent advice. You assume all risks associated with use of data provided on this page

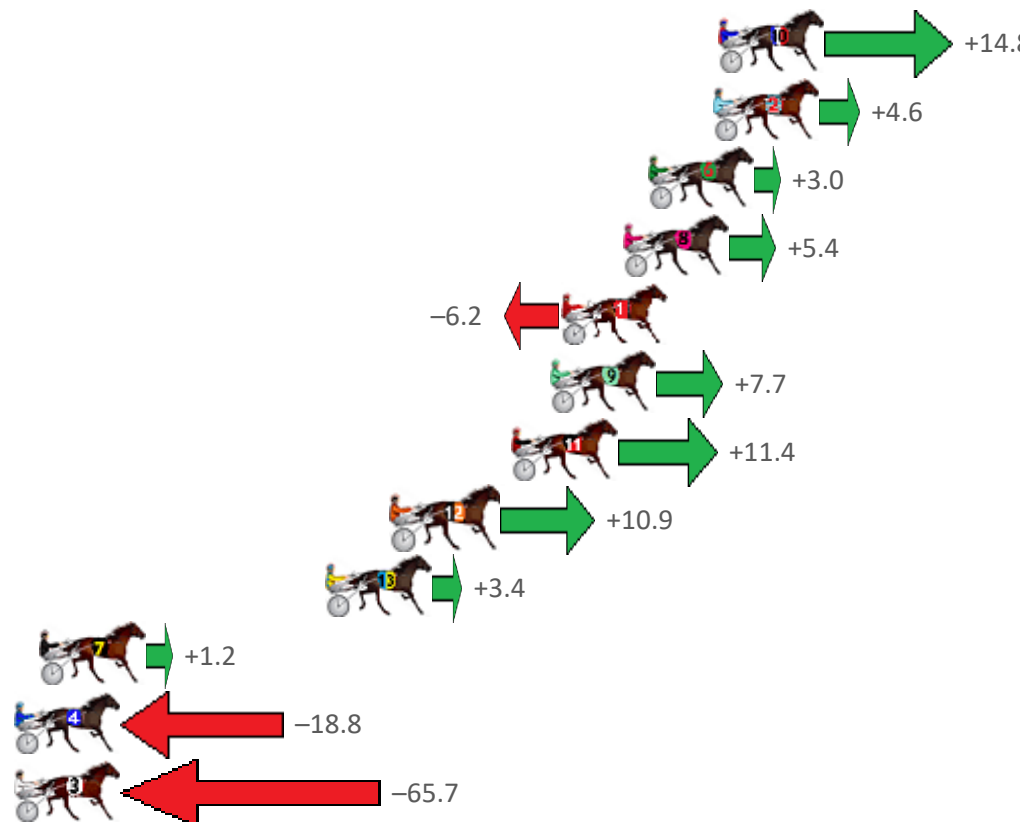
Launceston Race 10 Distance 2200m

Sunday, 28 August 2022

Gross Time: 2:44.70 MileRate: 2:00.50 LeadTime: 43.40s First Qtr: 32.10s Second Qtr: 30.50s Third Qtr: 29.20s Fourth Qtr: 29.50s

No Horse	Plc	Mar	800 Posi	400 Posi	Time	3rd Qtr	4th Qtr
10 VELOCITY STRIDE	1	0.0m	14.8m (1)	9.4m (1)	2:44.70	28.81s	28.81s
2 KERMADEC	2	0.2m	4.8m (0)	5.8m (0)	2:44.72	29.28s	29.09s
6 ARTYBOY GLENWOO	3	2.8m	5.8m (1)	0.0m (1)	2:44.92	28.78s	29.71s
8 EYE SEE DOUBLE	4	3.8m	9.2m (0)	5.2m (1)	2:44.99	28.91s	29.40s
1 STREZLECKI WATUSI	5	6.2m	0.0m (0)	1.6m (0)	2:45.18	29.32s	29.84s
9 BOLTNMACH	6	6.7m	14.4m (0)	11.6m (0)	2:45.22	29.00s	29.14s
11 VIGOROSO	7	8.2m	19.6m (1)	10.8m (3)	2:45.33	28.56s	29.31s
12 JUNIPER	8	12.9m	23.8m (1)	15.8m (3)	2:45.70	28.62s	29.29s
13 GUYS BETTOR BET	9	15.6m	19.0m (0)	17.2m (2)	2:45.91	29.07s	29.38s
7 MACH ANGELO	10	27.0m	28.2m (1)	19.0m (0)	2:46.79	28.53s	30.09s
4 LONGNWINDINGRO	11	29.4m	10.6m (1)	10.6m (2)	2:46.97	29.19s	30.88s
3 TEE JAY CEE	12	67.1m	1.4m (1)	19.8m (1)	2:49.89	30.52s	32.97s

Finish Position and metres gained from 800m





Home of PJ Harness Analyser

Want to know how successful PJ Harness Analyser is?
Click here for regular updates

www.pjdata.com.au
admin@pjdata.com.au
www.facebook.com/PJHarnessRacing



RISE Digital, Harness Racing Australia nor the provider accepts any responsibility for the completeness or accuracy of any of the information contained herein, and makes no representations about its suitability for any particular purpose. Users should make their own judgements about those matters and/or seek independent advice. You assume all risks associated with use of data provided on this page